



**EASTERN ILLINOIS**

# EASTERN ILLINOIS PANTHER FOOTBALL

Contact: Rich Moser • rlmoser@eiu.edu • (217) 581-7480 • Fax (217) 581-7001 • www.EIUPanthers.com

## GAME 8



### COACHES:

#### Kim Dameron (Arkansas, 1983)

EIU Record.....23-19 (4th year)  
OVC Record.....20-8 (4th year)  
vs. Jacksonville State ..... 0-3

#### John Grass (Jacksonville State, 1990)

JSU Record.....38-7 (4th year)  
OVC Record.....26-0 (4th year)  
Overall Record .....Same  
vs. Eastern Illinois..... 3-0

### SERIES

15th meeting, JSU leads 8-6  
Last: @JSU 47, EIU 14 on Oct. 29, 2016

### RANKINGS

Eastern Illinois ..... RV / ---  
Jacksonville State .....3 / 3  
..... *STATS Media/FCS Coaches*

### RADIO

Panther Radio Network  
Hit Mix 88.9 FM, WSVZ 98.3 FM,  
WHOW 1520 AM & WMKR 94.3 FM  
[www.network1sports.com/station/wsvz](http://www.network1sports.com/station/wsvz)  
[www.weiu.net/hitmix/](http://www.weiu.net/hitmix/)  
Play-by-Play..... Mike Bradd  
Analyst ..... Jack Ashmore

### TELEVISION

ESPN3  
Play-by-Play..... Kevin Ingram  
Analyst ..... Bob Belvin

### FOLLOW-US

Live Stats..... eiupanthers.com  
Live Video ..... espn3.com  
Facebook ..... /EIUPanthers  
Twitter ..... @EIU\_Panthers  
Instagram..... eiupanthernation  
SnapChat ..... EIUPanthers

**#EIBleedBlue**

## Eastern Illinois Hosts Jacksonville State For Homecoming Battle for 1st Place In OVC Between Two Unbeaten Teams

Eastern Illinois vs. #3 Jacksonville State  
O'Brien Field (10,000) • Charleston, Ill.  
October 21, 2017 • 2 p.m. • TV: ESPN3

### NOTES TO KNOW

- Eastern Illinois improved to 4-0 in the Ohio Valley Conference with a 27-24 double overtime win at Murray State last Saturday. It marks the ninth time that EIU has opened an OVC season with a 4-0 record since the Panthers joined the conference in 1996.
- Eastern Illinois played its second double overtime game of the season last Saturday beating Murray State, 27-24. On Sept. 30, the Panthers beat Tennessee State, 19-16, in Nashville. EIU is now 3-3 all-time in double overtime games and 7-7 all-time in overtime contests.
- Eastern Illinois had Terrell Greer and Mack Weaver surge through the line in the second overtime and block the Murray State field goal attempt to hand the Panthers the 27-24 win. It was the fourth blocked kick this season for the Panthers as they rank third in the FCS. EIU had a blocked punt against Illinois State and two blocked field goals at Northern Illinois.
- Isaiah Johnson was named the Ohio Valley Conference Offensive Player and Newcomer of the Week after rushing for 236 yards in Saturday's win over Murray State. It was the eighth highest single game rushing total in school history and the ninth best single game effort in the FCS this year.
- Eastern Illinois and Jacksonville State will be meeting for the Panthers 100th homecoming game. EIU celebrated its 100th annual homecoming event two years ago but the Panthers had two years where games were not held due to World War I (1918) and a campus wide illness (1943). The first homecoming game was in 1915, a 52-6 EIU win over Shurtleff College.

### THE SERIES

- Eastern Illinois and Jacksonville State will be meeting for the 15th time with the Gamecocks holding an 8-6 all-time series lead. JSU has won three straight in the series with the last EIU win coming on Nov. 16, 2013 when the Panthers beat the Gamecocks 52-14. Since JSU joined the league in 2003 the two schools have won or shared the OVC title 11 times (JSU 6, EIU 5).

### Eastern Illinois (5-2, 4-0 OVC)

Date	Opponent	Score/Time
Aug. 31	at Indiana State	W 22-20
Sept. 9	at Northern Illinois	L 10-38
Sept. 16	ILLINOIS STATE	L 13-44
Sept. 23	• SOUTHEAST MISSOURI	W 19-16
Sept. 30	• at Tennessee State	W 19-16 (2ot)
Oct. 7	• TENNESSEE TECH	W 24-23
Oct. 14	• at Murray State	W 27-24 (2ot)
Oct. 21	• JACKSONVILLE STATE (HC)	2 pm
Oct. 28	• at UT Martin	2 pm
Nov. 4	• EASTERN KENTUCKY	1 pm
Nov. 18	• at Austin Peay	4 pm

• *Ohio Valley Conference Game*  
*All Times Central*

### Jacksonville State (5-1, 3-0 OVC)

Date	Opponent	Score/Time
Aug. 26	vs. Chattanooga	W 27-13
Sept. 9	at Georgia Tech	L 10-37
Sept. 23	LIBERTY	W 31-10
Sept. 30	• at Tennessee Tech	W 34-7
Oct. 7	• at Austin Peay	W 34-14
Oct. 14	• EASTERN KENTUCKY	W 41-25
Oct. 21	• at Eastern Illinois	2 pm
Oct. 28	• SOUTHEAST MISSOURI	3 pm
Nov. 4	• MURRAY STATE	1 pm
Nov. 11	• at UT Martin	2 pm
Nov. 16	• TENNESSEE STATE	6 pm

• *Ohio Valley Conference Games*  
*All Times Central*

**2017 STATS FCS MEDIA -- (Week 7)**

Rk.	Team	2017 Record
1.	James Madison (160)	6-0
2.	North Dakota State (7)	6-0
3.	Jacksonville State	5-1
4.	South Dakota	6-0
5.	Wofford	6-0
6.	Central Arkansas	5-1
7.	Sam Houston State	5-1
8.	Eastern Washington	5-2
9.	Youngstown State	3-3
10.	Western Illinois	5-1
11.	Richmond	4-2
12.	North Carolina A&T	7-0
13.	South Dakota State	4-2
14.	Elon	5-1
15.	Villanova	4-3
16.	Samford	4-2
17.	Grambling State	5-1
18.	New Hampshire	4-2
19.	Western Carolina	5-2
20.	McNeese State	5-1
21.	Montana	5-2
22.	Stony Brook	5-2
23.	Weber State	4-2
24.	Illinois State	4-2
25.	North Carolina Central	5-1

• Isaiah Johnson rushed for 236 yards in Saturday’s win over Murray State. It was the eighth highest single game rushing total in EIU school history and the ninth highest total in the FCS this season. The last EIU player to rush for 200 or more yards in a game was Shepard Little with 245 yards against Jacksonville State on Nov. 16, 2013. Johnson now has 464 yards on the season which ranks fourth in the OVC.

• Isaiah Johnson swept the OVC Offensive and Newcomer of the Week honors for his efforts in the win at Murray State. Johnson had 236 yards rushing with 109 in the first half and 219 in regulation. He becomes the second EIU player this year to sweep both of those awards joining quarterback Scotty Gilkey Jr., who won the awards following EIU’s 19-16 double overtime win at Tennessee State on Sept. 30.

• Darshon McCullough posted his biggest rushing day of the season in the double overtime win at Murray State. McCullough finished with 94 yards on 15 carries for a 6.3 yards per carry average. McCullough is now second on the team with 293 rushing yards. The sophomore back rushed for 84 yards on seven carries two weeks ago in the win over Tennessee Tech.

• Bud Martin made his first collegiate start at Murray State on Saturday passing for 192 yards and one touchdown. Martin was 18-of-30 in the game with three interceptions. He became the fourth straight EIU starting quarterback to win his first career start joining Austin Green and Jared Pilson from last season and Scotty Gilkey Jr. from earlier this year. The previous week against Tennessee Tech, Martin came off the bench in the second half to pass for 204 yards and three touchdowns to rally the Panthers to the 24-23 win.

• Bud Martin became the third starting quarterback Eastern Illinois has used this year when he began the game under center at Murray State. It marked the second straight season that EIU has had to start three different quarterbacks in a given year. Prior to the 2016 season, it had been 40 years since the Panthers had three different signal callers start a game. The last season was 1976 with Andy Vogl, Russ Zonca, Chuck Wright all started at least one game.

**2017 FCS COACHES -- (Week 7)**

Rk.	Team	2017 Record
1.	James Madison (26)	6-0
2.	North Dakota State	6-0
3.	Jacksonville State	5-1
4.	South Dakota	6-0
5.	Wofford	6-0
6.	Central Arkansas	5-1
7.	Sam Houston State	5-1
8.	Eastern Washington	4-2
9.	Youngstown State	3-3
10.	Richmond	4-2
11.	North Carolina A&T	7-0
12.	Western Illinois	5-1
13.	South Dakota State	4-2
14.	Samford	4-2
15.	Elon	5-1
16.	Villanova	4-3
17.	Grambling State	5-1
18.	New Hampshire	4-2
19.	McNeese State	5-1
20.	Nicholls State	5-2
21.	Western Carolina	5-2
22.	Northern Arizona	4-2
23.	Weber State	4-2
24.	Illinois State	4-2
25.	Montana	5-2

• Alexander Hollins hauled in a touchdown pass at the end of a two-minute drill in the first half on Saturday at Murray State. Hollins finished the game with four catches for 49 yards including the 22-yard touchdown reception. For the season Hollins now has six touchdown receptions which ranks him 13th in the FCS and first in the OVC. Against Tennessee Tech, Hollins had three touchdown receptions while hauling in five passes for 125 yards. He leads EIU this season with 29 catches for 407 yards.

• On September 30 freshman kicker Matt Severino came off the bench in the first overtime period to connect on a 42-yard field goal. Severino has since become the Panthers field goal kicker over the last two games going 3-of-6 on field goal attempts. Last Saturday at Murray State he missed two field goals in regulation but was good on both overtime attempts from 22 and 27 yards. For the season he is 4-of-7 on field goals and 7-of-9 on extra point attempts.

• Aaron Gooch nearly returned a punt for a touchdown on Saturday at Murray State as he had a 57-yard return in the second half. Gooch finished the game with three returns for 65 yards. On the season the junior now has nine returns for 106 yards to average 11.8 yards per return. He enters the weekend 12th in the FCS and first in the OVC in punt return average. In addition to his punt returns Gooch has caught 23 passes for 196 yards.

• Senior Tray Mitchell continues to creep closer to the EIU career top ten for kickoff return yards as he now has 806 career return yards and needs two yards to catch Frank Cutolo for 10th on the Panthers list. Against Tennessee Tech, Mitchell had a 99-yard touchdown return called back due to penalty. He has one career touchdown return of 94 yards in 2015 at Murray State. On defense this year Mitchell is third on the team with 38 tackles and five tackles for loss.

• Eastern Illinois football will be playing its 100th homecoming football game this Saturday against Jacksonville State. The school played its first homecoming game in 1915 with a 52-6 win over Shurtleff College. EIU did not play homecoming games in two seasons due to World War I (1918) and a campus wide illness (1943). EIU’s homecoming record is 51-40-8.

### 2017 OVC Standings

Team	OVC	Pct.	All	Pct.
Eastern Illinois	4-0	1.000	5-2	.667
Jacksonville State	3-0	1.000	5-1	.800
Austin Peay	3-1	.667	4-3	.500
Southeast Missouri	2-1	.500	2-4	.200
Murray State	1-2	.500	2-5	.333
UT Martin	1-2	.333	3-3	.500
Tennessee State	1-3	.333	4-3	.667
Eastern Kentucky	1-3	.333	1-5	.200
Tennessee Tech	0-4	.000	0-7	.000

### This Week In OVC Football

#### Saturday, October 21

- Jacksonville State at Eastern Illinois ..... 2 pm
- UT Martin at Eastern Kentucky ..... 2 pm
- Southeast Missouri at Austin Peay ..... 4 pm

Murray State - Open  
 Tennessee State - Open  
 Tennessee Tech - Open

### Eastern Illinois 2017 Captains

#### Offense

Addison Bounds  
 Mitch Kimble  
 Louis Vailopa

#### Defense

Bradley Dewberry  
 Tray Mitchell

### OVC Predicted Order Of Finish

1. Jacksonville State (16) ..... 128
  2. Eastern Kentucky ..... 100
  3. Eastern Illinois (2) ..... 97
  4. UT Martin ..... 96
  5. Southeast Missouri ..... 66
  6. Tennessee State ..... 55
  7. Tennessee Tech ..... 45
  8. Murray State ..... 43
  9. Austin Peay ..... 18
- (first place votes in parenthesis)*

### Eastern Illinois Players On All-OVC Preseason Team

Addison Bounds - Tight End

### 2017 OVC Players of the Week

- Offensive ..... Scotty Gilkey Jr (Oct. 1)  
 Defensive ..... Nick Horne (Oct. 1)  
 Newcomer ..... Scotty Gilkey Jr. (Oct. 1)  
 Offensive ..... Isaiah Johnson (Oct. 15)  
 Newcomer ..... Isaiah Johnson (Oct. 15)

• Eastern Illinois picked up its fourth blocked kick of the season on Saturday as defensive linemen Terrell Greer and Mack Weaver blocked a Murray State field goal attempt in the second overtime period. Already this season EIU has a blocked punt returned for touchdown against Illinois State and a two blocked field goals at Northern Illinois. EIU ranks third in the FCS and first in the OVC in blocked kicks this year. EIU has now blocked four or more kicks in a season 13 times in school history. The last time was in 2015 when the Panthers finished the year with eight blocked kicks.

• Eastern Illinois is 25-61 all-time when facing nationally ranked FCS teams as they prepare to host No. 3 Jacksonville State. This season EIU is 1-1 in games against ranked opponents with a loss to No. 14 Illinois State and a win over No. 24 Tennessee State. EIU is 5-21 against teams ranked in the Top 5 with the last win over a Top 5 team coming last season when the Panthers beat No. 5 Illinois State in the Mid-America Classic.

• Eastern Illinois defense added two more turnovers gained to its season total as the Panthers had one interception and one fumble recovery. For the season EIU has 15 turnovers gained which ranks 12th in the FCS and second in the OVC. With the two turnovers gained against Murray State, EIU has now had two or more turnovers gained 24 times under head coach Kim Dameron. Two seasons ago EIU ranked third in the FCS with 31 turnovers gained.

• Senior linebacker Nick Horne finished with seven tackles on Saturday at Murray State including two tackles for loss, a sack, a pass break-up and a forced fumble. Horne currently leads the EIU defense with 48 tackles while ranking second on the team with five tackles for loss. He has led the Panthers in tackles in three of the seven games this season with a high of 12 tackles at Tennessee State. He is tied with Xzavier Shugars for the team lead in forced fumbles with two.

• Cornelius Page picked off a Murray State pass in the fourth quarter to account for one of two turnovers gained by the Panthers in the double overtime win. It marked the fourth straight game that EIU has at least one interception and the sixth time this season. The Panthers currently have seven interceptions with one returned for a touchdown in the season opener by Mark Williams. Page is the fifth different player with an interception this season. He ranks tenth on the team this year with 21 tackles.

• For the second straight game Eastern Illinois was able to generate a significant pass rush as the Panthers posted four sacks in the win over Murray State. In the win on Oct. 7 against Tennessee Tech, EIU recorded five sacks which was its highest single game total since November of 2012. EIU now has 16 sacks on the season which ranks second in the OVC. It has been a team effort with 11 different players picking up a sack. David Johnson is the team leader with three.

• While Eastern Illinois has a good number of veteran players on its defensive side of the ball, some of the top numbers this year are being posted by a pair of freshmen players. Corner Mark Williams has started all seven games this season for EIU and leads the Panthers with three interceptions and six pass break-ups. Those totals rank him 45th in the FCS in interceptions and 29th in passes defended. He has added 34 tackles. Freshman linebacker Dytarious Johnson has been a key reserve in all seven games making 34 tackles with 4.5 tackles for loss and one sack this year.

• Defensive lineman Terrell Greer has been a steady force in the interior line for the EIU defensive front this year. On Saturday at Murray State, the sophomore made three tackles but two of those were for sacks in addition to being a part of the blocked field goal in double overtime. For the season Greer has 19 tackles with three tackles for loss.

• Eastern Illinois will play in two straight OVC Games of the Week on ESPN3 as the Panthers Oct. 28 game at UT Martin was selected for the first "OVC Wildcard" contest of the year. EIU's homecoming game against Jacksonville State is this week's OVC Game of the Week. Earlier this year EIU beat Tennessee State in double overtime in the Game of the Week.

**EIU HEAD COACH KIM DAMERON**

Kim Dameron is in his fourth season as the Eastern Illinois head football coach. Dameron led the Panthers to the FCS playoffs in 2015 as EIU was ranked 23rd in the final FCS Coaches poll. Dameron was the defensive coordinator at Louisiana Tech prior to taking the EIU head job and has more than 15 years of experience as a defensive coordinator with more than 30 years of experience as a college coach. Dameron served as the EIU defensive coordinator in 2000 helping the program rebound from a 2-10 season in 1999 to an 8-4 record and FCS playoff appearance in 2000. Dameron played football at Arkansas appearing in four bowl games between 1979-82. He is a 1983 graduate of Arkansas. Complete Coach Kim Dameron bio available on page 6 of EIU game notes...

**JACKSONVILLE STATE HEAD COACH JOHN GRASS**

John Grass has had one of the most successful stints to open a coaching career in FCS history. Now in his fourth season Grass has led Jacksonville State back to a top five national ranking after losing in the FCS National Championship game in 2015. The 1990 Jacksonville State graduate has yet to lose an OVC game going 26-0 so far in his career with a 38-7 overall coaching record. He was JSU's offensive coordinator in 2013 before taking over as the head coach. He was a successful high school coach in Alabama with heading coaching stints at five different schools.

**SCOUTING JACKSONVILLE STATE**

Jacksonville State enters the game riding a 27-game Ohio Valley Conference win streak which is the longest all-time in the OVC and the second longest all-time in FCS history. The Gamecocks have been built around running the football this season with Roc Thomas rushing for a league high six touchdowns with 553 yards on the ground. Quarterback Bryant Horn has rushed for 294 yards while passing for 674. On defense Darius Jackson is fifth in the FCS with 11.5 tackles for loss per game. Marlon Bridges leads the team with 41 tackles and two interceptions.

**ON THIS DATE IN EIU HISTORY**

**October 21, 2006** - Micah Rucker caught three touchdown passes and Eastern Illinois defense pitched a shutout as the Panthers beat Southeast Missouri, 21-0. Lucius Seymour had 11 tackles as EIU limited the Redhawks to just 101 yards of total offense including only 24 yards through the air.

**EIU WELCOMES NEW COACHES**

Eastern Illinois added five new coaches to its staff with new defensive coordinator Cary Fowler along with defensive coaches Kwahn Drake and Alvah Hansbro. On the offensive side of the ball Keith Uperesa and Ethan Hutson were new additions to the staff.

Fowler will serve as the defensive coordinator and linebackers coach. He was a former head coach at Tarleton State in Texas. He played under Kim Dameron at Murray State.

Uperesa will serve as the offensive line coach. Uperesa worked most recently at Hawai'i with previous stops at USC and Utah.

Hutson will serve as the tight ends coach. He worked last season as the offensive line coach at South Dakota School of Mines & Technology.

Drake will serve as the defensive line coach. He worked last season as an offensive analyst at Memphis after two seasons at Tulane.

Hansbro will work as the defensive backs coach. He worked last season as the cornerbacks coach at Maine.

**TALE OF THE TAPE**



Points Per Game.....	19.1	29.5
Average Points Allowed.....	25.9	17.7
First Downs.....	110	111
Rushing Yards Per Game .....	147.1	203.2
Rushing Touchdowns.....	8	13
Passing Yards Per Game .....	154.0	163.7
Passing Touchdowns.....	7	7
Average Yards Per Game .....	301.1	366.8
Interceptions Thrown.....	8	7
Fumbles - Lost.....	16-5	8-4
Turnovers Gained.....	15	11
Punting Average .....	39.7	39.5
Field Goals (ATT/MADE).....	7-of-11	6-of-6
3rd Down Conversions .....	35-of-118 (30%)	34-of-74 (46%)
4th Down Conversions.....	4-of-9 (44%)	0-of-0 (0%)
Sacks By (Yards).....	16 (95)	8 (59)
Penalties (Yards).....	54 (445)	48 (444)
Time of Possession (Game) .....	29:23	31:12

**Statistical Leaders**

**RUSHING YARDS**

<b>EASTERN ILLINOIS</b>	<b>JACKSONVILLE STATE</b>
Isaiah Johnson.....464	Roc Thomas .....553
Darshon McCullough.....293	Bryant Horn .....294

**PASSING YARDS**

<b>EASTERN ILLINOIS</b>	<b>JACKSONVILLE STATE</b>
Bud Martin.....396	Bryant Horn .....674
Scotty Gilkey Jr.....267	Kendrick Doss.....308

**RECEPTIONS**

<b>EASTERN ILLINOIS</b>	<b>JACKSONVILLE STATE</b>
Alexander Hollins.....29	Demontez Terry.....19
Aaron Gooch.....23	Roc Thomas .....11
Dennis Turner.....12	Krenwick Sanders.....11

**TACKLES**

<b>EASTERN ILLINOIS</b>	<b>JACKSONVILLE STATE</b>
Nick Home.....48	Marlon Bridges .....41
Bradley Dewberry.....39	Jonathan Hagler .....40
Tray Mitchell.....38	Quan Stoudemire .....33
Joe Caputo.....36	Darius Jackson .....31
Mark Williams .....34	Traco Williams.....26

**TACKLES FOR LOSS / SACKS**

<b>EASTERN ILLINOIS</b>	<b>JACKSONVILLE STATE</b>
David Johnson.....6.....3	Darius Jackson ..... 11.5 .....3
Tray Mitchell.....5.....2	Jonathan Hagler .....6.....0
Josh Price .....4.5.....2	Christian Wafford.....4.....0

**Eastern Illinois In The  
OVC/NCAA Stats  
2017**

TEAM	NCAA	OVC
Rushing Offense (147.1)	64th	6th
Passing Offense (154.0)	106th	7th
Passing Efficiency (101.32)	109th	9th
Total Offense (301.1)	94th	8th
Scoring Offense (19.1)	92nd	7th
Rushing Defense (146.7)	58th	6th
Pass Defense (226.1)	68th	9th
Pass Efficiency Def. (118.48)	30th	5th
Total Defense (372.9)	58th	7th
Scoring Defense (25.9)	54th	6th
Net Punting (35.55)	61st	5th
Punt Returns (12.18)	18th	2nd
Kickoff Returns (16.59)	113th	9th
Turnover Margin (0.29)	45th	3rd
Turnovers Gained (15)	12th	2nd
Sacks (12)	51st	2nd
Tackles For Loss (37)	51st	4th
Sacks Allowed (18)	100th	8th
3rd Down Conversion (29.7)	105th	9th
4th Down Conversion (44.4)	71st	6th
3rd Down Defense (31.5)	18th	2nd
Red Zone Offense (13-of-16 - 9 TDs)	89th	7th
Red Zone Defense (20-of-25 - 12 TDs)	67th	6th
Time of Possession (29:23)	81st	7th
Blocked Kicks (4)	3rd	1st

**INDIVIDUAL (Top 50)**

TEAM	NCAA	OVC
Scotty Gilkey Jr. (Rushing TD)	31st	3rd
Alexander Hollins (Total Touchdowns)	33rd	1st
Alexander Hollins (Receiving TDs)	13th	1st
Isaiah Johnson (Rushing Yards)	38th	4th
Mack Weaver (Punt Return TD)	2nd	1st
Aaron Gooch (Punt Returns)	12th	1st
Mark Williams (Interceptions)	45th	4th
Mark Williams (Passes Defended)	29th	3rd

**SHUT OUT STREAK ENDS**

Eastern Illinois had a 139 game streak of not being shut out in a game end Sept. 12, 2015 at Northwestern during 41-0 loss. The last time EIU had been shut out was Oct. 11, 2003 during a 41-0 loss versus Eastern Kentucky. In the 2015 season opener EIU had its streak of consecutive games scoring a touchdown end at 65 after the Panthers were held out of the end zone. The last time EIU had failed to score a touchdown was October 10, 2009 at Penn State. EIU's longest streak of consecutive games without being shutout was 197 from 1977-1997 which ranks fourth all-time among FCS schools.

**Longest EIU Streaks**

197 (1997-97) ended 8/28/97 at Western Illinois  
139 (2003-15) ended 9/12/15 at Northwestern

**OVC SUCCESS**

Eastern Illinois was the OVC's most successful school in terms of wins during the first decade of the 2000's as the Panthers posted 72 wins during that span. EIU leads the conference with the most post-season appearances since the Panthers joined the league in 1996.

**(FCS Playoff Appearances Since 1996)**

- 11 - Eastern Illinois
- 6 - Jacksonville State
- 5 - Eastern Kentucky
- 3 - Tennessee State
- 2 - Murray State
- 1 - UT Martin
- 1 - Southeast Missouri
- 1 - Tennessee Tech
- 1 - Western Kentucky

**EIU NCAA FBS TRANSFERS**

- 5 - Andre Harris (Iowa)
- 6 - Dennis Turner (Florida International)
- 8 - Mack Weaver (Vanderbilt)
- 8 - Bud Martin (Florida International)
- 11 - Andrews Dadeboe (Buffalo)
- 13 - Mitch Kimble (Syracuse)
- 16 - Javon Turner (Penn State)
- 55 - David Johnson (South Carolina)
- 59 - Jareem Fleming (Northern Illinois)
- 77 - Josh Doyle (Northern Illinois)

**NCAA PLAYOFF APPEARANCES**

**School.....# Appearances (Last)**

Montana	24 (2015)
Eastern Kentucky	21 (2014)
Appalachian State*	20 (2012)
Georgia Southern*	19 (2012)
Northern Iowa	18 (2015)
<b>EASTERN ILLINOIS</b>	<b>16 (2015)</b>
McNeese State	16 (2015)
Furman	16 (2013)
New Hampshire	15 (2016)
Delaware	15 (2010)
Youngstown State	12 (2016)
Jackson State	12 (1997)

\* moved to the FBS level in 2013

**FCS Division I Playoffs**

- 1982 - Quarterfinals
- 1983 - First Round
- 1986- Quarterfinals
- 1989 - Quarterfinals
- 1995 - First Round
- 1996 - First Round
- 2000 - First Round
- 2001 - First Round
- 2002 - First Round
- 2005 - First Round
- 2006 - First Round
- 2007 - First Round
- 2009 - First Round
- 2012 - First Round
- 2013 - Quarterfinals
- 2015 - First Round



**Division II Playoffs**

- 1978 (National Champions)
- 1980 (National Runners-up)

**FCS PLAYOFF APPEARANCES  
SINCE 2000**

**School.....# Appearances (Last)**

New Hampshire	13 (2016)
Montana	13 (2015)
Appalachian State *	11 (2012)
<b>EASTERN ILLINOIS</b>	<b>10 (2015)</b>
McNeese State	9 (2015)
Northern Iowa	9 (2015)

\* moved to the FBS level in 2013



**KIM DAMERON**  
**(Arkansas, 1983) -- 4th Season (Career Record 18-17, 16-8 OVC)**

Kim Dameron was hired as the 24th head coach in program history and the fifth in the NCAA Division I era in January of 2014.

In 2016 the Panthers quickly climbed into the FCS playoff picture as they knocked off FBS member Miami (Ohio) and beat No. 5 ranked Illinois State in the Mid-America Classic. Dameron would guide EIU to a No. 13 ranking in the polls at the midway portion of the season. The Panthers would face several key injuries late in the season and finished the year at 6-5 overall following a 24-0 win at Eastern Kentucky to end the season. EIU was 4-4 in the OVC. The Panthers had four players earn All-OVC honors with Devin Church and Seth McDonald both earning first team honors.

Dameron returned the Panthers to the FCS playoffs in 2015 as EIU won seven of their last eight regular season games to finish with a 7-4 regular season record. EIU lost in the opening round of the FCS playoffs at Northern Iowa. The Panthers were ranked No. 23 in the final FCS Coaches poll after making their 16th all-time FCS playoff appearance. During the season Dameron's team produced six All-OVC players including co-Defensive Player of the Year Dino Fanti. Dameron would have his first player from Eastern Illinois drafted in May of 2016 when linebacker Kamu Grugier-Hill became a sixth round selection of the New England Patriots.

In his first season Dameron coached the Panthers to a 5-7 record including 5-3 in the Ohio Valley Conference as the Panthers were in the championship race until the final weeks of the season. Dameron's first career victory came on Sept. 20 against Austin Peay as the Panthers won 63-7. In the game EIU tied a school record for rushing yards with 413. The team featured three All-American selections including first team offensive lineman Collin Seibert and freshman All-American kicker Nick Bruno. Dameron's squad had five first team All-OVC selections and five second team All-OVC honorees. The team was among the best on both sides of the ball in the OVC ranking second in total offense (11th nationally) and third in total defense.

Dameron spent the 2013 season as the defensive coordinator at Louisiana Tech where he directed a much improved defensive unit. The Bulldogs finished ranked 69th in the nation in total defense under Dameron's direction after being ranked 120th the previous season. Dameron's defense was the fourth most-improved squad in the FBS last season.

An experienced defensive coach with more than 15 years as a defensive coordinator Dameron took over an Eastern Illinois program that advanced to the FCS playoff quarterfinals last season. It is Dameron's second stint in Charleston as he previously worked as the defensive coordinator at EIU in 2000 as a member of head coach Bob Spoo's staff. During that 2000 season, Dameron helped transform the Panthers defense as they rebounded from a 2-10 season in 1999 to 8-4 and Ohio Valley Conference Champions in 2000.

Dameron spent three seasons as the safeties coach at Ole Miss as the team appeared in two Cotton Bowls. Two of his players were selected in the NFL draft as his pass defense unit ranked 11th in the NCAA in pass efficiency defense and 15th in pass defense.

Prior to his stint at Ole Miss, Dameron was the defensive coordinator at Louisiana-Monroe as the program became bowl eligible at the FBS level for the first time in 2007 while also picking up a win over Alabama. The ULM defense led the Sun Belt Conference in fewest points allowed and ranking third nationally in turnovers gained.

Dameron has previous stops as the defensive coordinator at Stephen F. Austin and as the secondary coach at Cincinnati and UNLV. He spent the 1999 season as the secondary coach in the Canadian Football League with the Toronto Argonauts.

He has previous FCS coaching experience on the staffs of Murray State and Missouri State where he helped coach both teams to FCS playoff appearances.

Dameron began his coaching career as a graduate assistant under Lou Holtz at Arkansas, his alma mater, after earning his degree. He was a four-year player for the Razorbacks from 1979-82 at wide receiver and defensive



**THE COACH DAMERON FILE**

**EDUCATION**

University of Arkansas.....Bachelor's, 1983

**PLAYING CAREER**

Arkansas • .....4-year player (1979-82)

**COACHING CAREER**

- Jan. 10, 2014-present...**Eastern Illinois University**  
Head Coach
- 2013 .....**Louisiana Tech** (Def. Coordinator)
- 2012 .....**Cornell** (Def. Coordinator)
- 2011 .....**Cornell** (Assistant)
- 2008-10 .....**Mississippi** (Assistant)
- 2005-07 .....**Louisiana Monroe** (Def. Coordinator)
- 2001-04 .....**Stephen F. Austin** (Def. Coordinator)
- 2000 .....**Eastern Illinois** (Def. Coordinator)
- 1999 .....**Toronto - CFL** (Assistant)
- 1998 .....**Cincinnati** (Def. Coordinator)
- 1996-97 .....**Cincinnati** (Assistant)
- 1993-95 .....**Murray State** (Def. Coordinator)
- 1992 .....**UNLV** (Assistant)
- 1986-91 .....**Missouri State** (Assistant)
- 1983 .....**Arkansas** (Graduate Assistant)

**PLAYOFFS & BOWL GAMES AS A COACH**

- 2016 - FCS Playoffs (Eastern Illinois) - HC**
- 2009 - Cotton Bowl (Mississippi)**
- 2008 - Cotton Bowl (Mississippi)**
- 2000 - FCS Playoffs (Eastern Illinois)**
- 1997 - Humanitarian Bowl (Cincinnati)**
- 1995 - FCS Playoffs (Murray State)**
- 1990 - FCS Playoffs (Missouri State)**
- 1989 - FCS Playoffs (Missouri State)**
- 1982 - Bluebonnet Bowl (Arkansas)**
- 1981 - Gator Bowl (Arkansas)**
- 1980 - Hall of Fame Classic (Arkansas)**
- 1979 - Sugar Bowl (Arkansas)**

back. As a Razorback he participated in four bowl games including the 1979 Sugar Bowl.

Dameron and his wife Debbie, have one daughter Krystle. Krystle and her husband Mike, gave birth to daughter Emma the day prior to Dameron coaching his first collegiate game as a head coach on August 28, 2014 at Minnesota. The Dameron's have since added another granddaughter Ava.



**Kim Dameron**  
Head Coach  
(4th year)  
Arkansas, 1983



**Greg Stevens**  
Asst HC / Off. Coordinator  
(4th year)  
Eastern Oregon, 1992



**Cary Fowler**  
Def. Coordinator / Linebackers  
(1st year)  
Murray State, 1994



**Keith Uperesa**  
Offensive Line  
(1st year)  
BYU, 1984



**Micah Smith**  
Wide Receivers  
(4th year)  
Chadron State, 2008



**Ethan Hutson**  
Tight Ends  
(1st year)  
Ole Miss, 2013



**Tyler Stevens**  
Running Backs  
(2nd year)  
Eastern Illinois, 2015



**Keith Scott**  
Safeties  
(2nd year)  
Arkansas Pine Bluff, 2005



**Alvah Hansbro**  
Corners  
(1st year)  
Northern Illinois, 2006



**Kwahn Drake**  
Defensive Line  
(1st year)  
Nicholls State, 2009



**Greg Carroll**  
Assistant Def. Line  
(2nd year)  
Eastern Illinois, 2015



**Jordan Davis**  
Strength Coach  
(1st year)  
Purdue, 2015



**Jason Heiar**  
Football Athletic Trainer  
(4th year)  
Iowa, 2000



**Clint Bays**  
Equipment Manager  
(10th year)  
Eastern Illinois



**Matt Wright**  
Dir. Football Operations  
(1st year)  
Florida State

# EIU LAST TIME IT HAPPENED

## Eastern Illinois Football The Last Time It Happened....

### Passed for more than 300 yards...

Mitch Kimble, 323, at Tennessee Tech (Oct. 15, 2016)  
 Mitch Kimble, 323, vs. Western Illinois (Sept. 1, 2016)

### Passed for more than 400 yards...

Jimmy Garoppolo, 477 at UT Martin (Nov. 23, 2013)  
 Garoppolo has passed for 400 or more yards five times in 2013

### Threw four touchdown passes...

Jalen Whitlow, 4, at Tennessee Tech (Nov. 1, 2014)  
 Jimmy Garoppolo, 7, vs. Illinois State (Sept. 14, 2013)  
 Jimmy Garoppolo, 6, at UT Martin (Nov. 23, 2013)  
 Jimmy Garoppolo, 6, at Northern Illinois (Sept. 21, 2013)  
 Garoppolo had four or more touchdown passes eight times in 2013

### Rushed for more than 200 yards...

Isaiah Johnson, 236, at Murray State (Oct. 14, 2017)

### Rushed for three touchdowns...

Jalen Whitlow, 3, at Southeast Missouri (Oct. 18, 2014)

### Rushed for four touchdowns...

J.R. Taylor, 4 vs. Florida Atlantic (Nov. 16, 2002)

### Had 12 Receptions...

Adam Drake, 13 at Eastern Kentucky (Oct. 11, 2014)  
 Erik Lora, 21 vs. Murray State (Sept. 22, 2012) \*\* OVC & EIU Single Game Record  
 Erik Lora, 18 vs. Towson (Dec. 13, 2013) \*\* FCS Playoff Single Game Record

### Had 3 touchdown receptions...

Alexander Hollins, 3, vs. Tennessee Tech (Oct. 7, 2017)

### Had 200 yards receiving...

Erik Lora, 269 vs. Murray State (Sept. 22, 2012) \*\* EIU Single Game Record  
 Adam Drake, 225 at UT Martin (Nov. 23, 2013)

### Returned a punt for a touchdown...

Erik Lora, 1, vs. Tennessee Tech (Nov. 2, 2013) - (80 yards)  
 Shepard Little, 1, vs. Tennessee Tech (Nov. 2, 2013) - (75 yards)  
 Shepard Little, 1 at San Diego State (Aug. 31, 2013) - (60 yards)

### Returned a kick-off for touchdown...

Tray Mitchell, 1 at Murray State (Oct. 31, 2015) - (94 yards)

### Returned an interception for touchdown...

Mark Williams, 1 at Indiana State (Aug. 31, 2017) - (73 yards)

### Returned a fumble for touchdown...

Pono Choy, 1 at Southeast Missouri (Oct. 1, 2016) - (22 yards)

### Recorded a safety...

Robert Haynes, 1 at Illinois State (Sept. 13, 2014) - combined with Taylor  
 Laquesse Taylor, 1 at Illinois State (Sept. 13, 2014) - combined with Haynes  
 Team at UT Martin (Nov. 14, 2015) - blocked punt out of end zone

### Blocked a punt...

Julian Hess vs. Illinois State (Sept. 16, 2017) - returned for touchdown

### Returned a blocked punt for touchdown - blocked by...

Mack Weaver, 1 vs. Illinois State (Sept. 16, 2017)... - Julian Hess

### Blocked a field goal...

Terrell Greer & Mack Weaver, 1, at Murray State (Oct. 14, 2017)

### Returned a blocked field goal for touchdown - blocked by...

Rashad Haynes, 1 vs. Samford (Nov. 17, 2007) - Trevor Frericks

### \*\*\*Returned a point after attempt for 2-point conversion...

Bradley Dewberry at Western Illinois (Sept. 3, 2015) - first in school history

### EIU scored a two-point conversion

- (Rush) - J.R. Taylor, 2, at Murray State (Nov. 23, 2002)  
 - (Pass) - Addison Bounds from Jalen Whitlow at Tennessee State (Oct. 17, 2015)

### Won a game on a field goal...

Cameron Berra, 36 yards at Southern Illinois (Sept. 7, 2013)

### Had 15 or more tackles on defense...

Pono Choy, 15, at Miami of Ohio (Sept. 10, 2016)

### Had 3 or more sacks on defense...

Kory Lothe, 4 vs. Tennessee Tech (Nov. 8, 2003)

### Recovered an onside kick...

Jeff LePak, 1, at Minnesota (August 28, 2014)

### Offensive Lineman Scored a Touchdown

Scott Taylor 1, at Austin Peay (Oct. 3, 2015) --- picked up fumble for 12-yard TD rush

# 2017 EASTERN ILLINOIS TOUCHDOWNS

Qtr.....	Play .....	Opponent
1.....	Isaiah Johnson 8 run.....	at Indiana State
1.....	Mark Williams 73 interception return.....	at Indiana State
4.....	Dennis Turner 15 pass from Mitch Kimble .....	at Indiana State
4.....	Scotty Gilkey Jr 1 run .....	at Northern Illinois
2.....	Mack Weaver 15 blocked punt return .....	Illinois State
3.....	Scotty Gilkey Jr 3 run .....	Illinois State
1.....	Scotty Gilkey Jr 1 run .....	Southeast Missouri
2.....	Alexander Hollins 32 pass from Scotty Gilkey Jr.....	Southeast Missouri
4.....	Alexander Hollins 38 pass from Scotty Gilkey Jr.....	Southeast Missouri
1.....	Scotty Gilkey Jr 9 run.....	at Tennessee State
2OT.....	Scotty Gilkey Jr 1 run.....	at Tennessee State
3.....	Alexander Hollins 43 pass from Bud Martin .....	Tennessee Tech
3.....	Alexander Hollins 10 pass from Bud Martin .....	Tennessee Tech
4.....	Alexander Hollins 10 pass from Bud Martin .....	Tennessee Tech
2.....	Darshon McCullough 4 run.....	at Murray State
2.....	Alexander Hollins 22 pass from Bud Martin .....	at Murray State
3.....	Isaiah Johnson 4 run.....	at Murray State

## EASTERN ILLINOIS NFL CONNECTION

### NEW ENGLAND PATRIOTS

**Jimmy Garoppolo - Quarterback**

### PHILADELPHIA EAGLES

**Kamu Grugier-Hill - Linebacker**

### NEW ORLEANS SAINTS

**Sean Payton - Head Coach**

### CHICAGO BEARS

**Ryan Pace - General Manager**



**TEAM GAME RECORDS**

**TOTAL OFFENSE:**

739.....vs. Illinois State.....	Sept. 14, 2013
704.....at UT Martin.....	Nov. 23, 2013
683.....vs. Winona State.....	Nov. 1, 1986
676.....vs. Saginaw State.....	Sept. 21, 1985
671.....vs. Austin Peay.....	Sept. 29, 2012
665.....vs. Southeast Missouri.....	Oct. 19, 2013
398.....vs. Illinois-Chicago.....	Sept. 27, 1969
654.....vs. Murray State.....	Nov. 8, 2014
<b>641.....vs. Austin Peay.....</b>	<b>Sept. 24, 2016</b>
637.....at UT Martin.....	Nov. 14, 1998

**RUSHING YARDAGE:**

413.....vs. Austin Peay.....	Sept. 20, 2014
413.....vs. Jacksonville State.....	Nov. 16, 2013
398.....vs. St. Joseph.....	Oct. 27, 1973
384.....vs. Grand Valley State.....	Sept. 17, 1983
382.....at UT Martin.....	Nov. 1, 2001
379.....vs. Florida Atlantic.....	Nov. 16, 2002
378.....vs. Northern Michigan.....	Oct. 20, 1979

**RUSHING ATTEMPTS:**

72.....vs. Western Illinois.....	1976
----------------------------------	------

**PASSING YARDAGE:**

509.....vs. Austin Peay.....	Sept. 29, 2012
509.....vs. Saginaw Valley.....	Sept. 21, 1985
501.....at UT Martin.....	Nov. 23, 2013
491.....vs. Illinois State.....	Sept. 14, 2013
486.....at Missouri State.....	Oct. 27, 1984
482.....vs. Western Kentucky.....	Nov. 10, 1984

**PASSING ATTEMPTS:**

62.....vs. Murray State.....	Sept. 22, 2012
61.....vs. Illinois State.....	Sept. 15, 2012
58.....at Southern Illinois.....	Sept. 7, 2013
..... (4 other games with 58 attempts)	

**PASSES COMPLETED:**

40.....vs. Murray State.....	Sept. 22, 2012
40.....vs. Saginaw Valley.....	Sept. 21, 1985

**TOUCHDOWNS:**

12.....vs. Merom Academy.....	1920
10.....at UT Martin.....	Nov. 23, 2013
10.....vs. Kentucky State.....	Nov. 13, 1982

**TOUCHDOWN PASSES:**

7.....vs. Illinois State.....	Sept. 14, 2013
7.....vs. Southern Illinois.....	2012
6.....at UT Martin.....	Nov. 23, 2013
6.....at Northern Illinois.....	Sept. 21, 2013
..... (3 other games with 6 TD passes)	

**MOST EIU POINTS IN A QUARTER:**

35.....vs. Jacksonville State.....	Nov. 16, 2013
30.....vs. Kentucky State.....	Nov. 13, 1982
30.....vs. Central State.....	Sept. 26, 1981

**MOST POINTS SCORED BY BOTH TEAMS:**

105.....at Illinois State.....	Sept. 15, 2012
..... (ISU 54, EIU 51 - 2OT)	
102.....vs. Tennessee State.....	Nov. 2, 2002
..... (EIU 54; TSU 48)	

**POINTS**

82.....Merom Academy.....	Nov. 18, 1920
73.....Kentucky State.....	Nov. 13, 1982
70.....at UT Martin.....	Nov. 23, 2013
69.....Illinois College.....	1917
65.....Austin Peay.....	Sept. 29, 2012
64.....Winona State.....	Nov. 1, 1986
63.....Austin Peay.....	Sept. 20, 2014
63.....at Austin Peay.....	Oct. 10, 2013
62.....Lock Haven.....	Aug. 31, 1991
60.....at Wayne State.....	Nov. 9, 1968
60.....Oakland City.....	Oct. 17, 1925

**EIU LOWEST OFFENSIVE TOTAL:**

76.....at Youngstown State.....	Oct. 13, 1973
117.....Illinois State.....	Sept. 16, 2017
120.....Central Arkansas.....	Sept. 11, 2010
130.....at Central Michigan.....	Oct. 25, 1969
138.....at Northwestern.....	Sept. 12, 2015
138.....Illinois State.....	Nov. 25, 2006
142.....at McNeese State.....	Sept. 11, 1993
142.....at San Jose State.....	Sept. 5, 1987
142.....at Northern Iowa.....	Sept. 6, 1975

**EIU FEWEST RUSHING YARDS:**

-12.....at Northern Iowa.....	Oct. 7, 1995
-6.....Tennessee Tech.....	Sept. 17, 2011
-5.....UT Martin.....	Oct. 22, 2011
-3.....at San Jose State.....	Sept. 5, 1987
-3.....at Toledo.....	Sept. 22, 1984
1.....Illinois State.....	Oct. 6, 1984

**EIU FEWEST PASSING YARDS:**

-1.....at Murray State (2-of-6) +.....	Nov. 16, 1974
0.....Southeast Missouri *.....	Oct. 13, 2001
0.....Truman State (0-of-9).....	Sept. 10, 1977
5.....at Central Missouri (2-of-7).....	Oct. 4, 1975
10.....at Truman State (1-of-4).....	Sept. 11, 1976
10.....Fairmount State (1-of-13).....	Sept. 28, 1968
12.....at Indiana State (2-of-11).....	Nov. 18, 1995

\* EIU did not attempt a pass in the game  
+ EIU completed one pass for 5 yards and one pass for negative 6 yards in the game.

**QUARTERBACK SACKS:**

12.....vs. Southwest Missouri.....	1986
12.....vs. Kentucky State.....	1982

**TURNOVERS:**

8.....vs. Youngstown State.....	1981
---------------------------------	------

**TURNOVERS CAUSED:**

13.....vs. Northern Illinois.....	1940
9.....vs. Northeast Missouri.....	1983
9.....vs. Western Illinois.....	1980

**EIU OVERTIME GAMES**

**DOUBLE OVERTIME**

+ Nov. 26, 1983 at Indiana State.....	L 13-16
Nov. 11, 2000 at Illinois State.....	L 41-44
Sept. 15, 2012 at Illinois State.....	L 51-54
Sept. 14, 2013 at Southern Illinois.....	W 40-37
Sept. 30, 2017 at Tennessee State....	W 19-16
Oct. 14, 2017 at Murray State.....	W 27-24

**OVERTIME**

+ Nov. 27, 1982 vs. Jackson State.....	W 16-13
Sept. 11, 2004 vs. Indiana State.....	L 30-33
Nov. 6, 2004 at Tennessee Tech.....	L 37-40
Nov. 6, 2010 at Tennessee State.....	W 31-28
Sept. 22, 2012 vs. Murray State.....	W 50-49
Oct. 11, 2014 at Eastern Kentucky.....	L 33-36
Sept. 19, 2015 vs. Illinois State.....	L 31-34
Oct. 17, 2015 at Tennessee State.....	W 25-22

+ 1982 & 1983 games in FCS playoffs

**MOST PLAYS IN A GAME:**

112.....at UT Martin.....	Nov. 23, 2013
106.....at Illinois State.....	2012
104.....vs. Murray State.....	Nov. 8, 2014

**MOST PLAYS IN A GAME BY BOTH TEAMS:**

210.....vs. Murray State.....	2012
...Murray State (110), EIU (100)	

**OPPONENTS AGAINST EASTERN ILLINOIS**

**TOTAL OFFENSE:**

675.....Tennessee State.....	Nov. 2, 2002
674.....at Illinois State.....	Oct. 18, 1969
656.....at Marshall.....	Sept. 12, 1992
631.....at Western Michigan.....	Sept. 8, 2012
629.....at South Diego State.....	Oct. 6, 2001
609.....at Northern Illinois.....	Sept. 24, 1994

**RUSHING YARDAGE:**

490.....at Central Michigan.....	Oct. 23, 1971
472.....Towson.....	Dec. 13, 2013
468.....at Illinois State.....	Oct. 18, 1969
434.....at South Dakota State.....	Nov. 24, 2012
432.....Eastern Michigan.....	Oct. 21, 1972
425.....Southern Illinois.....	Nov. 7, 1987
420.....Central Michigan.....	Oct. 24, 1970
418.....at Northern Illinois.....	Sept. 24, 1994
411.....at Southeast Missouri.....	Oct. 1, 2011

**PASSING YARDAGE:**

529.....Hawai'i.....	Sept. 30, 2006
473.....Illinois State.....	Sept. 15, 2012
453.....Hawai'i.....	Aug. 31, 2002
452.....Hawai'i.....	Sept. 11, 1999
444.....Idaho.....	Nov. 25, 1989
435.....Tennessee State.....	Nov. 2, 2002
423.....Murray State.....	Sept. 22, 2012
419.....Truman State (NEMO.).....	Sept. 6, 1986

**POINTS**

74.....Illinois Wesleyan.....	Sept. 30, 1921
63.....at Kansas State.....	Sept. 14, 2002
63.....at Marshall.....	Sept. 12, 1992
61.....at Hawai'i.....	Aug. 31, 2002
61.....Central Michigan.....	Nov. 2, 1957
61.....Millikin.....	Nov. 1, 1941
60.....Central Michigan.....	Oct. 2, 1954

**LOWEST OFFENSIVE TOTAL:**

-12.....vs. Kentucky State.....	Nov. 13, 1982
47.....Butler.....	Sept. 8, 1979
50.....UT Martin.....	Sept. 25, 1996
61.....California (Pa.).....	Aug. 30, 2003
65.....Central State (Ohio).....	Sept. 26, 1981
66.....Illinois State.....	Nov. 10, 1979

**OPPONENT FEWEST RUSHING YARDS:**

-67.....Kentucky State.....	Nov. 13, 1982
-23.....Eastern Kentucky.....	Nov. 18, 2000
-1.....Southeast Missouri.....	Nov. 9, 1996
-1.....Southern Illinois.....	Sept. 10, 1983
0.....Northern Michigan.....	Nov. 1, 1980

**OPPONENT FEWEST PASSING YARDS:**

5.....Central State (OH) (4-of-16).....	Sept. 26, 1981
7.....Youngstown State (1-of-12).....	Dec. 2, 1978
10.....Missouri State.....	Oct. 24, 1992
13.....Northwestern (La.) State.....	Sept. 8, 1990
20.....Butler.....	Sept. 8, 1979
20.....Cameron (Okla.).....	Oct. 15, 1977
22.....Austin Peay.....	Nov. 2, 1996

**INDIVIDUAL GAME RECORDS**

**TOTAL OFFENSE:**

Sean Payton..... 507 vs. Saginaw Valley ..... 1985  
 Jimmy Garoppolo ... 501 vs. Austin Peay ..... 2012  
 Sean Payton..... 498 vs. SW Missouri ..... 1984  
 Jimmy Garoppolo ... 476 at UT Martin ..... 2013  
 Jimmy Garoppolo ... 469 vs. Illinois State ..... 2013  
 Jimmy Garoppolo ... 442 at Southern Illinois ..... 2013  
 Sean Payton..... 441 vs. W. Kentucky ..... 1984  
 Anthony Buich ..... 440 vs. SE Missouri ..... 1999

**RUSHING YARDAGE:**

J.R. Taylor ..... 308 vs. Florida Atlantic..... 2002  
 Kevin Staple ..... 283 vs. Grand Valley..... 1983  
 Nate Anderson ..... 268 vs. St. Joseph ..... 1973  
 Nate Anderson ..... 259 vs. SW Missouri ..... 1972  
 Shepard Little ..... 245 vs. Jacksonville State ..... 2013

**RUSHING ATTEMPTS:**

Willie High ..... 48 vs. Northern Iowa..... 1993

**PASSING YARDAGE:**

Sean Payton..... 509 vs. Saginaw Valley ..... 1985  
 Sean Payton..... 486 vs. SW Missouri ..... 1984  
 Jimmy Garoppolo ... 480 vs. Illinois State ..... 2013  
 Jimmy Garoppolo ... 477 at UT Martin ..... 2013  
 Sean Payton..... 461 vs. W. Kentucky ..... 1984  
 Jimmy Garoppolo ... 453 vs. Austin Peay ..... 2012  
 Jimmy Garoppolo ... 450 at Northern Illinois ..... 2013  
 Jimmy Garoppolo ... 440 at Southern Illinois ..... 2013

**PASSING ATTEMPTS:**

Jimmy Garoppolo ... 61 at Illinois State ..... 2012  
 Jimmy Garoppolo ... 60 vs. Murray State..... 2012  
 Tony Romo ..... 58 vs. Hawai'i..... 2002  
 Sean Payton..... 58 vs. Saginaw Valley ..... 1985  
 Sean Payton..... 58 vs. Northern Iowa..... 1984

**PASSES COMPLETED:**

Sean Payton..... 40 vs. Saginaw Valley ..... 1985  
 Jimmy Garoppolo ... 39 vs. Murray State..... 2012  
 Jimmy Garoppolo ... 37 at Illinois State ..... 2012  
 Jimmy Garoppolo ... 35 at UT Martin ..... 2012  
 Anthony Buich ..... 36 vs. SE Missouri ..... 1999

**RECEIVING (CATCHES):**

Erik Lora..... 21 vs. Murray State..... 2012  
 \* OVC Record  
 Erik Lora..... 18 vs. Towson ..... 2013  
 Erik Lora..... 17 at UT Martin ..... 2012  
 Erik Lora..... 15 vs. SE Missouri ..... 2012  
 Willie White ..... 15 vs. Illinois State ..... 1971  
 Adam Drake ..... 14 at UT Martin ..... 2013  
 Erik Lora ..... 14 at Northern Illinois ..... 2013  
 Andre Raymond ..... 14 vs. Hawai'i..... 2002  
 Rob Mehalic ..... 14 vs. Delaware State..... 1981

**RECEIVING (YARDS):**

Erik Lora..... 269 vs. Murray State..... 2012  
 Frank Cutolo..... 239 vs. Tennessee St. .... 2001  
 Calvin Pierce ..... 238 vs. SW Missouri ..... 1986  
 Adam Drake ..... 225 at UT Martin ..... 2013  
 Chris Wright..... 217 at Tennessee State..... 2010  
 Frank Cutolo ..... 217 vs. Northern Iowa..... 2001  
 Erik Lora..... 215 at UT Martin ..... 2012  
 Ralph Stewart..... 201 vs. S. Illinois ..... 1988

**ALL-PURPOSE RUSHING:**

Poke Cobb ..... 336 vs. Butler ..... 1976  
 Andre Raymond ..... 335 vs. Hawai'i..... 2002

**TOUCHDOWN RECEPTIONS:**

Scott McGhee ..... 4 vs. Northern Iowa..... 1978  
 James Warring ..... 4 vs. Northern Michigan..... 1978

**RUSHING YARDS BY A QB:**

Jalen Whitlow ..... 142 at UT Martin ..... 2015

**TOUCHDOWNS:**

Steve Turner ..... 6 vs. Mecom Academy ..... 1920  
 KSeve Staple..... 5 vs. Kentucky State ..... 1982  
 Erik Lora ..... 4 vs. Tennessee Tech ..... 2013  
 J.R. Taylor ..... 4 vs. Florida Atlantic..... 2002  
 J.R. Taylor ..... 4 vs. Tennessee-Martin..... 2002  
 Kevin Staple ..... 4 vs. Grand Valley ..... 1983  
 James Warring ..... 4 vs. Northern Michigan..... 1978  
 Scott McGhee ..... 4 vs. Northern Iowa..... 1978

**TOUCHDOWN PASSES:**

Jimmy Garoppolo ... 7 vs. Illinois State ..... 2013  
 Jimmy Garoppolo, 4 at UT Martin ..... 2013  
 Jimmy Garoppolo, 6 at Northern Illinois ..... 2013  
 Tony Romo ..... 6 vs. Murray State ..... 2000  
 Jeff Christensen ..... 6 vs. Kentucky State ..... 1982  
*Others (5 touchdown passes in a game)*  
 Jimmy Garoppolo 4 times, Sean Payton 2 times  
 Tony Romo 1 time, Steve Turk 1 time

**SOLO TACKLES:**

Thomas Williams.... 20 vs. St. Joseph ..... 1997  
 Nick Ricks ..... 18 vs. E. Kentucky ..... 2002  
 Chris Nicholson ..... 17 vs. SW Missouri ..... 1983  
 Tim Lance..... 17 vs. Northern Iowa ..... 1987  
 John Noll ..... 15 vs. Northern Iowa..... 1987  
 Tim Lance..... 15 vs. W. Kentucky ..... 1990  
 Jeff Mills ..... 14 vs. Western Illinois ..... 1988  
 Jeff Mills ..... 14 vs. SW Missouri ..... 1988

**TOTAL TACKLES:**

Tim Carver..... 31 vs. Texas-El Paso ..... 1994  
 Jeff Mills ..... 29 vs. SW Missouri ..... 1988  
 Thomas Williams.... 27 vs. St. Joseph ..... 1997  
 Nick Ricks ..... 25 vs. E. Kentucky ..... 2002  
 Tyrone Covington... 25 vs. Illinois State ..... 1984  
 John Noll ..... 23 vs. Northern Iowa ..... 1988  
 Ray Jeske ..... 21 vs. Delaware ..... 1978

**TACKLES FOR LOSS:**

Trevor Frericks ..... 7.0 vs. Tennessee State ..... 2009

**QUARTERBACK SACKS:**

John Jurkovic ..... 6 vs. SW Missouri ..... 1986  
 Pete Catan ..... 6 vs. Southern Illinois ..... 1979

**PASSES INTERCEPTED:**

Bill Glenn ..... 5 vs. Northern Illinois ..... 1940

**MOST PASS RECEPTIONS BY A RUNNING BACK:**

Devin Church ..... 10 at Northern Iowa ..... 2015  
 DuWayne Pitts..... 9 vs. SW Missouri ..... 1984

**LONGEST TOUCHDOWN PASS:**

Tony Romo to ..... 98 vs. E. Kentucky ..... 2000  
 Will Bumphus

**LONGEST TOUCHDOWN RUN:**

Jimmy Lera..... 96 at Southeast Missouri ..... 2014  
 Poke Cobb ..... 96 vs. Tennessee Tech ..... 1976

**LONGEST INTERCEPTION RETURN FOR TD:**

Roosevelt Williams. 98 vs. Tennessee St. .... 2001

**LONGEST FUMBLE RETURN FOR TD:**

Anthony Goodman, 70 vs. Eastern Kentucky ..... 2013

**LONGEST FIELD GOAL:**

Rich Ehmke..... 58 vs. Northern Iowa..... 1986  
 Steve Largent..... 53 vs. SW Missouri ..... 1993

**LONGEST KICKOFF RETURN:**

Chris Watson..... 100 vs. Northern Iowa..... 1995  
 Marcus Potts ..... 100 vs. Youngstown St. .... 1977

**LONGEST PUNT:**

Bob Babb ..... 100 vs. Illinois State..... 1946  
 Kevin Cook..... 86 vs. Southeast Missouri... 2010  
 (EIU Division I record)

**LONGEST PUNT RETURN:**

Bob Babb ..... 100 vs. Millikin ..... 1949  
 Erik Lora..... 80 vs. Tennessee Tech ..... 2013  
 Jermaine Mobley.... 80 vs. Tennessee State ..... 2004  
 Frank Cutolo..... 80 at Central Florida ..... 1999

**MOST BLOCKED KICKS:**

Kourtney Young..... 3 vs. Illinois State ..... 2000  
 Scott Johnson ..... 3 vs. Western Illinois ..... 1988  
 Scott Johnson ..... 3 vs. Western Kentucky ..... 1988

**MOST CONSECUTIVE PASSES COMPLETED:**

Sean Payton..... 17 vs. Western Kentucky... 1986  
 Tony Romo..... 16 vs. Indiana State ..... 2001

**MOST FIELD GOALS:**

Rich Ehmke..... 5 vs. Winona State..... 1986

**MOST FUMBLE RECOVERIES:**

Tied by many..... 2

**MOST INTERCEPTIONS THROWN:**

Jeff Thorne ..... 7 vs. McNeese State..... 1993



All eyes are on **Rich Ehmke's (#6)** record-setting 58 yard field goal that gave the No. 8 ranked Panthers a 31-30 victory over No. 11 Northern Iowa on the last play of the game in 1986. Often described as the "most exciting game in EIU history," the Homecoming win in front of 11,000 plus fans propelled the Panthers on to the conference championship that season.

**HOW DO YOU SAY THAT - EIU Pronunciation Guide**

HC .....	Kim Dameron .....	dam-wren
2 .....	Durron Burton.....	duh-RON
5 .....	Izaih Gulley.....	eye-ZAY-uh
7 .....	Aaron Gooch.....	goo-ch
9 .....	Rodarrus Brooks.....	ro-DARE-ee-us
11 .....	Andrews Dadeboe.....	AN-druice DAD-uh-bo
12 .....	Dysaun Smith.....	duh-shawn
13 .....	Xzavier Shugars .....	X-ZAVIER
16 .....	Javon Turner.....	juh-VON
22 .....	Macus Bornslater .....	BORN-slay-tur
22 .....	Courtney Rowell.....	Rowl (rhymes with prowl)
39 .....	Chibuike Nwuda.....	CHEEB-uh-kay WOO-duh
40 .....	Michael Hollingshed .....	Hollin-shed
47 .....	Derrek Tiburzi.....	Tuh-BURR-zee
56 .....	Taylon Shepard.....	TAY-lin
59 .....	Jareem Fleming .....	jah-rheem
63 .....	Mario Rodrigues.....	ROD-rigs
66 .....	Drew Walega.....	wah-LEE-guh
70 .....	Louis Vailopa .....	Vy-LO-puh
75 .....	Ronell Deo.....	Roe-NELL Day-oh
82 .....	Xander Richards .....	Zander
85 .....	Nick Atoyebi.....	uh-TOY-ih-bee
87 .....	Bron Hill.....	Bron (rhymes with ron)
92 .....	Inoke Tuai .....	ih-NO-kay too-EYE
96 .....	Terrell Greer.....	Tuh-RELL
98 .....	Tayler Arterburn .....	AR-ter-burn

**EIU 2017 ROSTER BREAKDOWN BY STATE/YEAR**

**EIU Roster By Home State**

Illinois .....	43
Missouri .....	7
Florida .....	7
California .....	6
Arkansas.....	5
Indiana.....	5
Georgia.....	4
Kentucky.....	3
Oklahoma .....	3
Tennessee.....	3
Alabama.....	2
Hawai'i.....	2
Mississippi.....	2
Texas.....	2
Colorado.....	1
Maryland.....	1
Pennsylvania.....	1
Utah.....	1
Wisconsin.....	1

**EIU Roster By Class**

Graduate Student.....	2
Senior .....	22
Junior.....	19
Sophomore.....	16
Redshirt Freshmen .....	15
Freshmen.....	23

**MEDIA OPPORTUNITIES & RESOURCES**

**EASTERN ILLINOIS QUICK FACTS**

LOCATION: .....	Charleston, Illinois
FOUNDED: .....	1895
ENROLLMENT:.....	7,876
COLORS: .....	Blue & Gray
CONFERENCE: .....	Ohio Valley
STADIUM:.....	O'Brien Field (10,000)
SURFACE:.....	Matrix Turf
PRESIDENT:.....	Dr. David Glassman
ATHLETIC DIRECTOR:.....	Tom Michael
O'BRIEN PRESS BOX PHONE:.....	(217) 581-7770
EIU TICKET OFFICE:.....	(217) 581-2106
EIU SPORTS INFORMATION: .....	(217) 581-7480
EIU WEBSITE:.....	www.EIUpanthers.com

**WEEKLY PRESS CONFERENCE:** Head coach Kim Dameron and EIU players will be available for media interviews following Tuesday practices each game week. Additional interview opportunities may be set through the EIU Media Relations Office.

**OVC TELECONFERENCE:** Each week during the football season all 9 head coaches in the Ohio Valley Conference will take part in a weekly teleconference on Tuesday mornings. The first teleconference will be Tuesday, August 29. EIU head coach Kim Dameron will speak at 10:14 a.m. (Central) each Tuesday. Media members can obtain the phone number and pass code from the EIU Sports Information office.

**LIVE STATS:** Live stats for EIU football games can be found via links found on the internet at [www.eiupanthers.com](http://www.eiupanthers.com)

**INTERNET RADIO:** Live streaming of all EIU football games can be heard at [www.weihitmix.net](http://www.weihitmix.net)

**PANTHER RADIO NETWORK:** Eastern Illinois football can be heard live on the radio via the Panther Football Radio Network. Games will be broadcast by the "Voice of the Panthers" Mike Bradd with color commentary by Jack Ashmore. Games will be carried on Hit Mix 88.9 FM WEIU in the Charleston/Coles County Market. Network stations include WHOW 1520 AM (Clinton), WMKR 94.3 FM (Taylorville) and WSVZ 98.3 FM (Shelbyville / Effingham).



Eastern Illinois will have four of its 2017 home games and three road Ohio Valley Conference games televised on the free streaming platform - [www.OVCDigitalNetwork.com](http://www.OVCDigitalNetwork.com)

As part of the OVC's game of the week package on ESPN3, two games have been selected to be aired on ESPN3 with the EIU road game at Tennessee State and homecoming contest against Jacksonville State.

The Panthers road games at Indiana State and Northern Illinois will also be available through broadcast avenues. Both games will be carried on ESPN3 as part of the Missouri Valley Football Conference and Mid-American Conference streaming platform football packages.

#	NAME	POS	HT	WT	YR	EXP	HOMETOWN (HIGH SCHOOL/JC/LAST)
1	Scotty Gilkey, Jr.	QB	6-4	235	R-Fr	RS	Tulsa, Okla. (Edison)
2	Colby Barnes	WR	6-3	190	R-So	1	Lexington, Ky. (Henry Clay)
2	Durrton Burton	DB	5-11	175	JR	TR	Rancho Cucamonga, Calif. (Los Osos / Riverside CC)
3	Cornelius Page	DB	6-1	175	R-So	1	Camden, Ark. (Camden Fairview)
4	Raymond Crittenden	SAF	6-1	200	So	1	Hallandale, Fla. (Hallandale)
4	Jacob Welch	WR	6-0	210	Jr	TR	Huntington Beach, Calif. (Mater Dei / Long Beach CC)
5	Iziah Gulley	SAF	6-2	190	R-Fr	RS	Camden, Ark. (Camden Fairview)
5	Andre Harris	WR	6-0	185	R-Sr	1	Kirkwood, Mo. (Kirkwood / Univ. of Iowa)
6	Tray Mitchell	SAF	5-11	190	R-Sr	3	Wentzville, Mo. (Holt)
6	Dennis Turner	WR	6-0	175	Sr	1	Ft. Lauderdale, Fla. (Dillard/Florida International Univ.)
7	Brad Dewberry	SAF	6-0	215	Sr	3	Stockbridge, Ga. (Eagles Landing)
7	Aaron Gooch	WR	5-9	170	R-Jr	2	Flossmoor, Ill. (Homewood-Flossmoor)
8	Bud Martin	QB	6-0	240	R-Jr	1	Ft. Lauderdale, Fla. (Dillard/Florida International Univ.)
8	Mack Weaver	DE	6-5	255	R-Sr	2	Collierville, Tenn. (Harding Academy/Vanderbilt Univ.)
9	Rodarius Brooks	RB	5-11	205	Fr	HS	Birmingham, Ala. (Huffman)
9	Ben Bergeson	DB	5-10	185	Jr	TR	Salt Lake City, Utah (Highland / Snow College)
12	DySaun Smith	DB	5-10	185	R-Jr	2	Lake Cormorant, Miss. (Lake Cormorant)
13	Xzavier Shugars	DB	5-10	180	R-So	1	Chamblee, Ga. (Chamblee)
13	Mitch Kimble	QB	6-3	215	R-Sr	1	Jerseyville, Ill. (Jerseyville/Syracuse Univ.)
14	Jaylon Banks	QB	6-1	190	Fr	HS	Oswego, Ill. (Oswego East)
15	Alexander Hollins	WR	6-1	170	Jr	TR	Yazoo City, Miss. (Yazoo County/Copiah-Lincoln CC)
16	Javon Turner	WR	5-10	190	R-Jr	SQ	Downers Grove, Ill. (Downers Grove South/Penn State Univ.)
19	Robbie Lofton	WR	6-3	180	R-Fr	RS	Lexington, Ky. (Tates Creek)
20	Marcus Bornslater	SAF	6-3	190	Fr	HS	Crossett, Ark. (Crossett)
21	Mark Williams	DB	6-0	170	R-Fr	RS	Ft. Lauderdale, Fla. (St. Thomas Aquinas)
22	Courtney Rowell	RB	6-2	195	Fr	HS	South Bend, Ind. (St. Joseph)
23	Isaiah Johnson	RB	6-1	215	Jr	TR	Clarksville, Tenn. (Rossvie/Moorpark JC)
24	Darshon McCullough	RB	5-9	185	So	1	Chicago, Ill. (Marist)
26	Jordan Jackson	DB	6-0	170	R-Fr	RS	Blytheville, Ark. (Blytheville)
27	Edwyn Brown	DB	6-5	185	Fr	HS	Belleville, Ill. (Althoff Catholic)
28	Vincent Speller	SAF	6-1	215	R-Sr	3	Chicago, Ill. (Chicago Mt. Carmel)
30	Nick Horne	LB	6-2	220	R-Sr	2	Park Forest, Ill. (Rich East/Winona State Univ.)
31	Malcolm Miller	DB	6-1	205	R-Sr	3	Park Forest, Ill. (Rich East/Winona State Univ.)
33	Austin Johnson	LB	6-3	230	Fr	HS	St. Petersburg, Fla. (St. Petersburg)
35	Nick Wilson	P	6-0	200	R-Sr	SQ	Charleston, Ill. (Charleston)
36	Jacob Ivey, Jr	DL	6-4	260	R-Fr	RS	Memphis, Tenn. (Germantown)
37	Matt Severino	K/P	5-10	165	Fr	HS	Springfield, Ill. (Springfield)
38	Eddie Lusk	RB	6-0	215	R-Sr	SQ	Maryville, Ill. (Triad/McKendree Univ.)
39	Chibuika Nwuda	DE	6-0	240	Sr	1	Upland, Calif. (La Verne Damian/San Bernardino Valley College)
41	Robert Columbus	RB	6-2	195	R-So	1	Kirkwood, Mo. (Kirkwood)
42	Antonio Crosby	SAF	5-10	200	So	1	Chicago, Ill. (Simeon)
43	Nick Bruno	K/P	6-1	185	Sr	3	Daytona Beach, Fla. (Mainland)
44	Josh Price	DL	6-0	240	Jr	2	Marietta, Ga. (Hillgrove)
45	Joe Caputo	LB	6-2	230	R-So	1	Mount Prospect, Ill. (John Hersey)
47	Derrek Tiburzi	TE	5-11	220	R-Jr	1	Gillespie, Ill. (Gillespie)
48	David Owens	DE	6-5	245	R-Sr	1	Baltimore, Md. (City/Ventura College)
49	Nathan Kelly	TE	6-4	230	R-So	1	Sherrard, Ill. (Sherrard)
50	Sean Williams	LB	6-2	225	R-Fr	RS	Chicago, Ill. (Morgan Park)
51	Dytarius Johnson	LB	6-1	255	Fr	HS	Prattville, Ala. (Prattville/Alabama Prep)
53	Camden Meade	LB	6-1	200	R-So	1	West Chicago, Ill. (Wheaton Academy)
54	AJ Hantak	LS	6-4	240	R-Sr	3	Fenton, Mo. (Rockwood Summit)
55	David Johnson	DE	6-1	270	R-Sr	1	Lithonia, Ga. (Lithonia/Univ. of South Carolina)
56	Taylon Shepard	DT	6-0	290	R-Jr	2	Brenham, Texas (Brenham)
57	Aaron 'Tiger' Woods	DL	6-3	250	Fr	HS	Chicago, Ill. (Hinsdale South)
58	Alex Smith	DE	6-2	240	R-Fr	RS	Pompano Beach, Fla. (Blanche Ely)
59	Jareem Fleming	LB	5-11	235	R-Jr	2	Chicago, Ill. (Morgan Park/Northern Illinois Univ.)

#	NAME	POS	HT	WT	YR	EXP	HOMETOWN (HIGH SCHOOL/JC)
60	Aaron Miller	OL	6-5	270	R-Fr	RS	Honolulu, Haw. (St. Louis Prep)
61	Ben Solomon	OL	6-2	290	Fr	HS	Indianapolis, Ind. (Bishop Chatard)
62	Travis Buckwalter	OL	6-3	340	R-Fr	RS	Freeport, Ill. (Freeport)
63	Mario Rodrigues	LS	6-1	240	Fr	HS	New Lenox, Ill. (Lincoln-Way Central)
64	Johari Branch	OL	6-3	315	Fr	HS	Chicago, Ill. (Phillips)
65	Aaron Sanders	DL	6-0	245	R-Fr	RS	Chicago, Ill. (King)
66	Drew Walega	OL	6-6	290	R-Fr	RS	Chicago, Ill. (St. Rita)
67	Austin Askin	OL	6-7	290	Sr	3	Louisville, Ky. (Saint Xavier)
68	Luther Harris	OL	6-6	370	So	1	Oklahoma City, Okla. (Heritage Hall)
69	Cody Edwards	P	6-3	220	R-Sr	2	High Ridge, Mo. (Rockwood Summit)
70	Louis Vailopa	OL	6-3	310	Sr	1	Waianae, Haw. (Saint Louis Prep)
71	Jose Sanchez	OL	6-4	310	Fr	HS	Chicago, Ill. (Westchester Saint Joseph)
72	Grant Branch IV	OL	6-4	305	Jr	2	Bolingbrook, Ill. (Lombard Montini Catholic)
73	Myles Johnson	OL	6-0	260	Fr	HS	Chicago, Ill. (Chicago Mt. Carmel)
74	Aaron Callaway	OL	6-5	305	Jr	2	St. Charles, Mo. (Francis Howell)
75	Ronell Deo	DL	6-2	250	Jr	TR	Elk Grove, Calif (Franklin/Sierra College)
76	Cole Hoover	OL	6-4	250	R-Fr	RS	Charleston, Ill. (Charleston)
77	Josh Doyle	OL	6-5	285	R-Jr	2	Lake Geneva, Wis. (Badger/Northern Illinois Univ.)
78	Lazarus Daniels	OL	6-1	290	R-Sr	SQ	Chicago, Ill. (Hyde Park Academy / Lincoln Univ. (Mo.)
79	Austin O'Leary	OL	6-4	340	R-SO	SQ	Champaign, Ill. (Centennial)
80	Ryan Ramirez	TE	6-5	270	Gr	TR	Pomona, Calif. (Bonita/Univ. of Southeastern Louisiana)
81	Jalen Johnson	WR	6-2	185	Fr	HS	Owasso, Okla. (Owasso)
82	Xander Richards	WR	6-4	185	Fr	HS	Burleson, Texas (Burleson Centennial)
85	Nick Atoyebi	WR	6-0	180	R-Jr	SQ	Homewood, Ill. (Homewood-Flossmoor)
86	James Sheehan	WR	6-3	215	R-So	1	Flossmoor, Ill. (Homewood-Flossmoor)
87	Bron Hill	WR	6-5	180	Fr	HS	Lansing, Ill. (Thornton Fractional South)
88	Jonathan McCoy	TE	6-8	220	Fr	HS	Camden, Ark. (Camden Fairview)
89	Addison Bounds	TE	6-4	235	R-Sr	3	Fairbury, Ill. (Prairie Central)
90	Isaiah Willis	DL	6-0	310	Fr	HS	Chicago, Ill. (Chicago Mt. Carmel)
91	D'Mitri George	DE	6-3	255	Fr	HS	Lafayette, Ind. (Central Catholic)
92	Inoke Tuai	DL	6-2	335	R-Sr	1	Oakland, Calif. (Skyline/Snow College)
93	James Jackson	DL	6-4	240	R-Jr	RS	Plainfield, Ill. (Evergreen Park/Robert Morris Univ.)
95	Kylan Cole	DE	6-2	270	Fr	HS	Zionsville, Ind. (Carmel)
96	Terrell Greer	DL	5-10	310	So	1	Chicago, Ill. (Mount Carmel)
98	Taylor Arterburn	DL	6-1	250	R-So	1	Cartersville, Mo. (Webb City)
99	Levi Watson	DE	6-5	285	R-Jr	TR	Aurora, Colo. (Aurora Central/Itasca CC)

**EASTERN ILLINOIS ALPHABETICAL ROSTER**

#	PLAYER	POS	#	PLAYER	POS	#	PLAYER	POS	#	PLAYER	POS
98	Taylor Arterburn	DL	69	Cody Edwards	P	49	Nathan Kelly	TE	71	Jose Sanchez	OL
67	Austin Askin	OL				13	Mitch Kimble	QB	65	Aaron Sanders	DL
85	Nick Atoyebi	WR	59	Jareem Fleming	LB				37	Matt Severino	K/P
14	Jaylon Banks	QB	91	D'Mitri George	DE	19	Robbie Lofton	WR	86	James Sheehan	WR
2	Colby Barnes	WR	1	Scotty Gilkey, Jr.	QB	38	Eddie Lusk	RB	56	Taylor Shepard	DT
9	Ben Bergeson	DB	7	Aaron Gooch	WR	8	Bud Martin	QB	13	Xzavier Shugars	DB
20	Marcus Bornslater	SAF	96	Terrell Greer	DL	88	Jonathan McCoy	TE	61	Ben Solomon	OL
89	Addison Bounds	TE	5	Iziah Gulley	SAF	24	Darshon McCullough	RB	28	Vincent Speller	SAF
72	Grant Branch IV	OL				53	Camden Meade	LB	58	Alex Smith	DE
64	Johari Branch	OL	54	AJ Hantak	LS	60	Aaron Miller	OL	12	DySaun Smith	DB
9	Rodarrius Brooks	RB	5	Andre Harris	WR	31	Malcolm Miller	DB			
27	Edwyn Brown	DB	68	Luther Harris	OL	6	Tray Mitchell	SAF	47	Derrek Tiburzi	TE
43	Nick Bruno	K/P	87	Bron Hill	WR				92	Inoke Tuai	DL
62	Travis Buckwalter	OL	15	Alexander Hollins	WR	39	Chibuikwe Nwuda	DE	6	Dennis Turner	WR
2	Durrton Burton	WR	76	Cole Hoover	OL				32	Javon Turner	WR
			30	Nick Horne	LB	79	Austin O'Leary	OL			
74	Aaron Callaway	OL	36	Jacob Ivey, Jr.	DL	48	David Owens	DE	70	Louis Vailopa	OL
45	Joe Caputo	LB									
95	Kylan Cole	DE	93	James Jackson	DL	3	Cornelius Page	DB	66	Drew Walega	OL
41	Robert Columbus	RB	26	Jordan Jackson	DB	44	Josh Price	DL	99	Levi Watson	DE
4	Raymond Crittenden	SAF	33	Austin Johnson	LB				8	Mack Weaver	DE
42	Antonio Crosby	SAF	55	David Johnson	DE				4	Jacob Welch	WR
			51	Dytarious Johnson	LB	80	Ryan Ramirez	TE	21	Mark Williams	DB
78	Lazarus Daniels	OL	23	Isaiah Johnson	RB	82	Xander Richards	WR	50	Sean Williams	LB
75	Ronell Deo	DL	81	Jalen Johnson	WR	63	Mario Rodrigues	LS	90	Isaiah Willis	DL
7	Brad Dewberry	SAF	73	Myles Johnson	OL	22	Courtney Rowell	RB	35	Nick Wilson	P
77	Josh Doyle	OL							57	Aaron 'Tiger' Woods	DL

## EIU OFFENSE

### QUARTERBACK

8 ... Bud Martin.....	6-0	240	R-Jr
1 ... Scotty Gilkey, Jr.....	6-4	235	R-Fr

### RUNNING BACK

23 ... Isaiah Johnson.....	6-1	215	Jr
24 ... Darshon McCullough.....	5-9	185	So

### RECEIVER

7 ... Aaron Gooch.....	5-9	170	R-Jr
5 ... Andre Harris.....	6-0	185	R-Sr

### TIGHT END

86 ... James Sheehan.....	6-3	215	R-So
80 ... Ryan Ramirez.....	6-5	270	Grad
89 ... Addison Bounds.....	6-4	235	R-Sr

### RIGHT TACKLE

60 ... Aaron Miller.....	6-5	270	R-Fr
77 ... Josh Doyle.....	6-5	285	R-Jr

### RIGHT GUARD

74 ... Aaron Callaway.....	6-5	305	Jr
68 ... Luther Harris.....	6-6	370	So

### CENTER

70 ... Louis Vailopa.....	6-3	310	Sr
76 ... Cole Hoover.....	6-4	250	R-Fr

### LEFT GUARD

67 ... Austin Askin.....	6-7	290	Sr
64 ... Johari Branch.....	6-3	315	Fr

### LEFT TACKLE

72 ... Grant Branch IV.....	6-4	305	Jr
66 ... Drew Walega.....	6-6	290	R-Fr

### RECEIVER

6 ... Dennis Turner.....	6-0	175	Sr
4 ... Jacob Welch.....	6-0	210	Jr

### RECEIVER

15 ... Alexander Hollins.....	6-1	170	Jr
16 ... Javon Turner.....	5-10	190	R-Jr

## EIU COACHING STAFF

**Head Coach:** Kim Dameron (Arkansas, 1983 - 4th year)  
**(Career Record 23-19; OVC Record 20-8)**

**Assistant HC/Offensive Coordinator/QBs:** Greg Stevens (4th year)  
**Defensive Coordinator/Linebacker:** Cary Fowler (1st year)

**Defensive Backs:** Alvah Hansbro (1st year)

**Safeties:** Keith Scott (2nd year)

**Defensive Line:** Kwahn Drake (1st year)

**Asst. Defensive Line:** Greg Carrollo (2nd year)

**Running Backs:** Tyler Stevens (2nd year)

**Wide Receivers:** Micah Smith (4th year)

**Tight Ends:** Ethan Hutson (1st year)

**Offensive Line:** Keith Uperesa (1st year)

**Offensive Quality Control:** Justin Posthuma (1st year)

**Defensive Quality Control:** Brent Barnes (1st year)

**Trainer:** Jason Heiar (4th year)

**Strength Coach:** Jordan Davis (1st year)

**Football Operations:** Matt Wright (1st year)

**Operations Graduate Assistant:** Andrew Carter (1st year)

**Equipment Manager:** Clint Bays (9th year)

## EIU DEFENSE

### DEFENSIVE END

55 ... David Johnson.....	6-1	270	R-Sr
93 ... James Jackson.....	6-4	240	R-Jr

### DEFENSIVE TACKLE

8 ... Mack Weaver.....	6-5	255	R-Sr
92 ... Inoke Tuai.....	6-2	335	R-Sr

### DEFENSIVE TACKLE

96 ... Terrell Greer.....	5-10	310	So
56 ... Taylon Shepard.....	6-0	290	R-Jr

### DEFENSIVE END

44 ... Josh Price.....	6-0	240	Jr
99 ... Levi Watson.....	6-5	285	R-Jr

### LINEBACKER

45 ... Joe Caputo.....	6-2	230	R-So
51 ... Dytarious Johnson.....	6-1	255	Fr

### LINEBACKER

30 ... Nick Horne.....	6-2	220	R-Sr
50 ... Sean Williams.....	6-2	255	R-Fr

### CORNERBACK

21 ... Mark Williams.....	6-0	170	R-Fr
9 ... Ben Bergeson.....	5-10	185	Jr

### ROVER

5 ... Iziah Gulley.....	6-2	190	R-Fr
3 ... Cornelius Page.....	6-1	175	R-So

### FREE SAFETY

7 ... Bradley Dewberry.....	6-0	215	Sr
11 ... Andrews Dadeboe.....	6-0	215	Grad

### STAR

6 ... Tray Mitchell.....	5-11	190	R-Sr
42 ... Antonio Crosby.....	5-10	200	So

### CORNERBACK

13 ... Xzavier Shugars.....	5-10	180	R-So
12 ... DySaun Smith.....	5-10	185	R-Jr

## EIU SPECIALISTS

### KICKER

37 ... Matt Severino.....	5-10	165	Fr
35 ... Nick Wilson.....	6-0	200	R-Sr

### KICKOFF

37 ... Matt Severino.....	5-10	165	Fr
---------------------------	------	-----	----

### PUNTER

69 ... Cody Edwards.....	6-3	220	R-Sr
--------------------------	-----	-----	------

### HOLDER

69 ... Cody Edwards.....	6-3	220	R-Sr
--------------------------	-----	-----	------

### LONG SNAPPER

54 ... AJ Hantak.....	6-4	240	R-Sr
-----------------------	-----	-----	------

### PUNT RETURNS

7 ... Aaron Gooch.....	5-9	170	R-Jr
7 ... Bradley Dewberry.....	6-0	215	Sr

### KICK RETURNS

6 ... Tray Mitchell.....	5-11	190	R-Sr
2 ... Durrton Burton.....	5-11	175	Jr
15 ... Alexander Hollins.....	6-1	170	Jr



**GAME 1 - August 31, 2017**  
**Eastern Illinois ..... 22**  
**Indiana State ..... 20**

Terre Haute, Ind.  
 Memorial Stadium (4,670)

<b>Scoring</b>	<b>1</b>	<b>2</b>	<b>3</b>	<b>4</b>	<b>Final</b>
Eastern Illinois	13	3	0	6	22
Indiana State	7	0	3	10	20

**FIRST QUARTER**

INS - Booker 8 pass from Harker (Nunez kick) - 10:01  
 EIU - I. Johnson 8 run (Severino kick) - 6:41  
 EIU - M. Williams 73 interception (kicked failed) - 4:42

**SECOND QUARTER**

EIU - Wilson 22 field goal - 0:00

**THIRD QUARTER**

INS - Nunez 43 field goal - 12:13

**FOURTH QUARTER**

INS - Nunez 19 field goal - 11:42  
 INS - Booker 6 run (Nunez kick) - 4:54  
 EIU - Turner 15 pass from Kimble (rush failed) - 0:03

**TEAM STATS ..... EIU ..... INS**

First Downs	17	18
Rushes-Yards	33-76	43-160
Passing-Yards	202	133
Comp-Att-Int	27-44-0	7-19-1
Total Offense	278	293
Fumbles-Lost	1-0	1-1
Penalties-Yards	6-70	3-12
Int Returns-Yards-TD	1-73-1	0-0-0
Time of Possession	30:25	29:35
Sacks-Yards	2-16	5-35

**LEADERS**

**RUSHING (No-Yds-TD)**

EIU - I. Johnson (15-65-1), Brooks (4-9-0)  
 INS - Booker (31-154-1), Pugh (2-11-0)

**PASSING (Att-Cmp-Int-Yds-TD)**

EIU - Kimble (44-27-0-202-1)  
 INS - Harker (10-4-1-38-1), Sparks (9-3-0-95-0)

**RECEIVING (No -Yds -TD)**

EIU - Gooch (6-42-0), Hollins (5-46-0), I. Johnson (5-42-0)  
 INS - Lee (2-47-0), Pugh (2-47-0), McClendon (2-31-0)

**DEFENSE (Tackles - Solo, Assist, TFL)**

EIU - Mitchell (5-6-3), Dewberry (6-2-0), D. Smith (3-4-0.5)  
 INS - Griffith (5-8-1), Moss (4-9-1.5), Jackson (2-6-0.5)

**RECAP**

Mitch Kimble hit Dennis Turner on a 15-yard slant route with three seconds remaining as the Panthers rallied to win the season opener 22-20 at Indiana State. EIU took over at its own 31-yard line with 1:52 remaining in the game after Indiana State missed a long field goal that would have put the Sycamores up seven points. Kimble had two big completions on the drive to Alexander Hollins, the last set up the Panthers for the game winning score. EIU had jumped out to a 16-7 lead at the half with Isaiah Johnson scoring on a short touchdown run and Mark Williams returning an interception 73 yards for a score. EIU's special teams were disrupted as kicker Nick Bruno was hurt in pregame warm-ups and EIU would go 1-of-3 on extra point attempts. Tray Mitchell led the defense with 11 tackles including a three tackles for loss, a sack, a forced fumble and fumble recovery.



**GAME 2 - September 9, 2017**  
**Eastern Illinois ..... 10**  
**Northern Illinois..... 38**

DeKalb, Ill.  
 Huskie Stadium (16,722)

<b>Scoring</b>	<b>1</b>	<b>2</b>	<b>3</b>	<b>4</b>	<b>Final</b>
Eastern Illinois	3	0	0	7	10
Northern Illinois	7	24	7	0	38

**FIRST QUARTER**

NIU - Tears 39 pass from Santacaterina (Hagan kick) - 7:57  
 EIU - Wilson 20 field goal - 2:51

**SECOND QUARTER**

NIU - Jones 4 run (Hagan kick) - 14:51  
 NIU - Blake 18 pass from Santacaterina (Hagan kick) - 5:11  
 NIU - Jones 1 run (Hagan kick) - 3:05  
 NIU - Hagan 20 field goal - 0:52

**THIRD QUARTER**

NIU - Wimman 1 pass from Santacaterina (Hagan kick) - 1:34

**FOURTH QUARTER**

EIU - Gilkey 1 run (Wilson kick) - 8:01

**TEAM STATS ..... EIU ..... NIU**

First Downs	16	26
Rushes-Yards	45-60	47-230
Passing-Yards	127	269
Comp-Att-Int	14-32-2	24-35-1
Total Offense	187	499
Fumbles-Lost	2-1	2-2
Penalties-Yards	8-75	15-194
Int Returns-Yards-TD	1-14-0	2-27-0
Time of Possession	30:24	29:36
Sacks-Yards	1-1	3-12

**LEADERS**

**RUSHING (No-Yds-TD)**

EIU - I. Johnson (11-24-0), Gilkey (8-20-1)  
 NIU - Huf (11-88-0), Jones (12-63-2)

**PASSING (Att-Cmp-Int-Yds-TD)**

EIU - Kimble (29-14-2-127-0), Gilkey (3-0-0-0-0)  
 NIU - Santacaterina (34-23-1-252-3)

**RECEIVING (No -Yds -TD)**

EIU - Hollins (4-29-0), Gooch (3-16-0)  
 NIU - Brown (7-88-0), Tears (4-61-1)

**DEFENSE (Tackles - Solo, Assist, TFL)**

EIU - Horne (6-2-2), Dewberry (5-2-0), Dy Johnson (6-0-1)  
 NIU - Jones-Davis (0-8-0), Johnson (3-4-1.5)

**RECAP**

Northern Illinois converted two interceptions into touchdowns in the second quarter as the Huskies blew open a close game to beat Eastern Illinois, 38-10. EIU had an early field goal that gave the Panthers the lead taken off the board by a penalty and then failed to convert on fourth down. On the next drive, NIU scored on a third and long play with a 39-yard touchdown pass from Daniel Santacaterina to Spencer Tears. EIU closed the the gap to 7-3 with a Nick Wilson field goal near the end of the first quarter. Marcus Jones scored two short rushing touchdowns following interceptions as NIU scored 24 unanswered points in the second quarter. In the fourth quarter freshman Scotty Gilkey Jr., saw his first playing time rushing for a first down on a fourth-and-one play. He later scored his first collegiate touchdown on a 1-yard run.



**GAME 3 - September 16, 2017**  
**Illinois State ..... 44**  
**Eastern Illinois ..... 13**

Charleston, Ill.  
 O'Brien Field (7,031)

<b>Scoring</b>	<b>1</b>	<b>2</b>	<b>3</b>	<b>4</b>	<b>Final</b>
Illinois State	10	17	10	7	44
Eastern Illinois	0	6	7	0	13

**FIRST QUARTER**

ISU - Slattery 35 field goal - 11:11  
 ISU - Robinson 22 run (Slattery kick) - 4:46

**SECOND QUARTER**

ISU - Robinson 1 run (Slattery kick) - 11:34  
 EIU - Weaver 15 blocked punt return (kick failed) - 8:08  
 ISU - Smith 57 run (Slattery kick) - 5:58  
 ISU - Slattery 27 field goal - 0:40

**THIRD QUARTER**

EIU - Gilkey 3 run (Wilson kick) - 6:04  
 ISU - Gillum 80 pass from Kolbe (Slattery kick) - 3:05  
 ISU - Slattery 28 field goal - 0:48

**FOURTH QUARTER**

ISU - Broadnax 16 run (Breen kick) - 3:23

**TEAM STATS ..... EIU ..... ISU**

First Downs	7	17
Rushes-Yards	37-14	44-233
Passing-Yards	103	218
Comp-Att-Int	13-23-1	13-26-0
Total Offense	117	451
Fumbles-Lost	3-2	1-0
Penalties-Yards	8-51	8-45
Int Returns-Yards-TD	0-0-0	1-0-0
Time of Possession	26:23	33:37
Sacks-Yards	3-18	6-38

**LEADERS**

**RUSHING (No-Yds-TD)**

EIU - Gilkey (10-13-1), Columbus (5-13-0)  
 ISU - Robinson (13-89-2), Smith (12-84-1)

**PASSING (Att-Cmp-Int-Yds-TD)**

EIU - Kimble (19-11-0-86-0), Gilkey (4-2-1-17-0)  
 ISU - Kolbe (26-13-0-218-1)

**RECEIVING (No -Yds -TD)**


EIU - Columbus (4-43-0), Hollins (3-36-0)  
 ISU - Schnell (4-64-0), Gibbs (3-20-0)

**DEFENSE (Tackles - Solo, Assist, TFL)**

EIU - M. Williams (5-2-0), Caputo (1-5-1)  
 ISU - Horton (6-5-3.5), Harris (4-5-1)

**RECAP**

Illinois State limited Eastern Illinois to only 14 yards rushing and 117 yards of total offense as the 14th ranked Redbirds won the 106th playing of the Mid-America Classic, 44-13. ISU jumped out early to a 17-0 lead taking advantage of good field position. James Robinson scored two rushing touchdowns for ISU as the Redbirds average starting position for the day was their own 44 yard line. EIU got on the board in the second quarter with a blocked field goal by Julian Hess that was returned 15 yards by Mack Weaver for a touchdown. Scotty Gilkey Jr. scored the Panthers other touchdown with a 3-yard run in the third quarter. The 117 yards of offense was the second lowest total by EIU in school history.



**GAME 4 - September 23, 2017**  
 Southeast Missouri..... 16  
 Eastern Illinois ..... 19

Charleston, Ill.  
 O'Brien Field (3,699)

<b>Scoring</b>	<b>1</b>	<b>2</b>	<b>3</b>	<b>4</b>	<b>Final</b>
Southeast Missouri.....	0.....	9.....	7.....		16
<b>Eastern Illinois</b> .....	<b>6.....</b>	<b>6.....</b>	<b>0.....</b>	<b>7.....</b>	<b>19</b>

**FIRST QUARTER**  
 EIU - Gilkey 1 run (kick failed) - 7:48

**SECOND QUARTER**  
 EIU - Hollins 32 pass from Gilkey (kick failed) - 6:25

**THIRD QUARTER**  
 SEMO - Terry 4 run (Litang kick) - 8:33  
 SEMO - Team safety, Donnerson tackle - 0:44

**FOURTH QUARTER**  
 EIU - Hollins 38 pass from Gilkey (Wilson kick) - 11:19  
 SEMO - Sanders 93 kick return (Litang kick) - 11:06

**TEAM STATS .....EIU .....SEMO**

First Downs.....	16.....	20
Rushes-Yards.....	48-230.....	30-106
Passing-Yards.....	142.....	249
Comp-Att-Int.....	9-20-0.....	22-43-2
Total Offense.....	372.....	355
Fumbles-Lost.....	3-1.....	4-1
Penalties-Yards.....	13-78.....	5-60
Int Returns-Yards-TD.....	2-49-0.....	0-0-0
Time of Possession.....	30:23.....	29:37
Sacks-Yards.....	0-0.....	3-12

**LEADERS**

**RUSHING (No-Yds-TD)**  
 EIU - Gilkey (26-98-1), Johnson (9-77-0)  
 SEMO - Terry (20-68-1), Morris (7-38-0)


**PASSING (Att-Cmp-Int-Yds-TD)**  
 EIU - Gilkey (20-9-0-142-2)  
 SEMO - Hosket (43-22-2-249-0)

**RECEIVING (No -Yds -TD)**  
 EIU - Hollins (7-118-2), Turner (1-17-0), Gooch (1-7-0)  
 SEMO - Wilkerson (7-134-0), Smith (6-55-0)

**DEFENSE (Tackles - Solo, Assist, TFL)**  
 EIU - Mitchell (8-1-0), Dewberry (5-2-0), Williams (5-1-0)  
 SEMO - Donnerson (7-5-1), Hall (1-8-0), Thornton (6-2-1)

**RECAP**

Bradley Dewberry intercepted a pass at the one yard line with less than 20 seconds remaining to help Eastern Illinois hold on for a 19-16 win over Southeast Missouri in the Ohio Valley Conference opener. EIU built a 12-0 lead at the half with a short touchdown run by Scotty Gilkey Jr., and a touchdown pass from Gilkey to Alexander Hollins. The Panthers would miss both extra points which would have given SEMO a chance to tie the game on the final drive. A second Gilkey to Hollins touchdown with 11:19 left in the game put EIU up 19-9. Cameron Sanders returned the next kickoff 93 yards for a touchdown to make it a three point game. Making his first collegiate start Gilkey rushed for 98 yards and passed for 142. Hollins had seven catches for 118 yards and two scores.



**GAME 5 - September 30, 2017**  
 Eastern Illinois ..... 19  
 Tennessee State ..... 16

Nashville, Tenn.  
 Nissan Stadium (11,013)

<b>Scoring</b>	<b>1</b>	<b>2</b>	<b>3</b>	<b>4</b>	<b>O1</b>	<b>O2.....F</b>
<b>Eastern Illinois</b>	<b>7</b>	<b>3</b>	<b>0</b>	<b>0</b>	<b>3</b>	<b>6.....19</b>
Tennessee State	0	3	0	3	3	3.....16

**FIRST QUARTER**  
 EIU - Gilkey 9 run (Wilson kick) - 12:25

**SECOND QUARTER**  
 EIU - Wilson 32 field goal - 9:30  
 TSU - Harrison 1 run (Clark kick) - 2:17

**FOURTH QUARTER**  
 TSU - Clark 51 field goal - 3:18

**OVERTIME 1**  
 EIU - Severino 42 field goal  
 TSU - Clark 36 field goal

**OVERTIME 2**  
 TSU - Clark 40 field goal  
 EIU - Gilkey 1 run

**TEAM STATS .....EIU .....TSU**

First Downs.....	14.....	14
Rushes-Yards.....	52-191.....	37-83
Passing-Yards.....	46.....	195
Comp-Att-Int.....	11-26-1.....	17-30-1
Total Offense.....	237.....	278
Fumbles-Lost.....	2-0.....	3-3
Penalties-Yards.....	6-55.....	12-91
Int Returns-Yards-TD.....	1-22-0.....	1-0-0
Time of Possession.....	31:01.....	28:59
Sacks-Yards.....	1-9.....	0-0

**LEADERS**

**RUSHING (No-Yds-TD)**  
 EIU - Gilkey (25-104-2), Johnson (16-55-0)  
 TSU - Harris (11-67-0), Curtis (9-14-0)


**PASSING (Att-Cmp-Int-Yds-TD)**  
 EIU - Gilkey (26-11-1-46-0)  
 TSU - Harris (17-12-1-119-0), Hughes (13-5-0-76-0)

**RECEIVING (No -Yds -TD)**  
 EIU - Gooch (4-19-0), Lofton (1-17-0)  
 TSU - Johnson (5-57-0), Rowland (4-43-0)

**DEFENSE (Tackles - Solo, Assist, TFL)**  
 EIU - Horne (3-9-0.5), David Johnson (5-2-2.5)  
 TSU - Summers (6-4-1), Collins (5-5-1.5)

**RECAP**

Scotty Gilkey Jr., plunged over the line on third down in the second overtime to give Eastern Illinois a 19-16 double overtime win against No. 24 Tennessee State in the John A. Merritt Classic. Gilkey rushed for 104 yards with a pair of touchdown runs in the game. EIU built a 10-0 first half lead after Nick Horne forced and recovered a fumble on the second play of the game that led to a 9-yard Gilkey TD run. Nick Wilson tacked on a 32-yard field goal in the first half. Lane Clark tied the game in regulation making a 51-yard field goal for TSU. Both teams had a field goal in the first half with Matt Severino making EIU's kick from 42-yards out. In the second overtime TSU scored a field goal on its drive before Gilkey won the game for EIU.



**GAME 6 - October 7, 2017**  
 Tennessee Tech ..... 23  
 Eastern Illinois ..... 24

Charleston, Ill.  
 O'Brien Field (3,016)

<b>Scoring</b>	<b>1</b>	<b>2</b>	<b>3</b>	<b>4</b>	<b>Final</b>
Tennessee Tech.....	14.....	0.....	6.....	3.....	23
<b>Eastern Illinois</b> .....	<b>0.....</b>	<b>3.....</b>	<b>14.....</b>	<b>7.....</b>	<b>24</b>

**FIRST QUARTER**  
 TTU - Thaanrat 6 run (Madonia kick) - 11:27  
 TTU - Browner 2 run (Madonia kick) - 5:42

**SECOND QUARTER**  
 EIU - Severino 30 field goal - 4:47

**THIRD QUARTER**  
 EIU - Hollins 43 pass from Martin (Severino kick) - 13:18  
 TTU - Madonia 51 field goal - 8:25  
 TTU - Madonia 32 field goal - 2:47  
 EIU - Hollins 10 pass from Martin (Severino kick) - 0:00

**FOURTH QUARTER**  
 EIU - Hollins 10 pass from Martin (Severino kick) - 10:47  
 TTU - Madonia 33 field goal - 7:38

**TEAM STATS .....EIU ..... TTU**

First Downs.....	13.....	21
Rushes-Yards.....	35-108.....	46-157
Passing-Yards.....	266.....	187
Comp-Att-Int.....	14-26-1.....	17-29-1
Total Offense.....	374.....	344
Fumbles-Lost.....	4-0.....	1-0
Penalties-Yards.....	10-91.....	4-35
Int Returns-Yards-TD.....	1-0-0.....	1-0-0
Time of Possession.....	24:34.....	35:26
Sacks-Yards.....	5-23.....	1-3

**LEADERS**

**RUSHING (No-Yds-TD)**  
 EIU - McCulough (7-84-0), Lofton (1-18-0)  
 TTU - Goldsmith (16-121-0), Thaanrat (19-48-1)

**PASSING (Att-Cmp-Int-Yds-TD)**  
 EIU - Gilkey (12-4-1-62-0), Martin (14-10-0-204-3)  
 TTU - Sale (29-17-1-187-0)

**RECEIVING (No -Yds -TD)**  
 EIU - Hollins (5-125-3), Turner (4-103-0)  
 TTU - Byrd (10-126-0), Carling (2-22-0)

**DEFENSE (Tackles - Solo, Assist, TFL)**  
 EIU - Horne (6-3-0.5), Dewberry (6-1-0), M. Williams (5-1-0)  
 TTU - Collins (2-5-0.5), Moore (3-3-1)

**RECAP**

Bud Martin came off the bench in the second half and helped engineer a come-from-behind 24-23 win over Tennessee Tech. Martin threw for 204 yards connecting with Alexander Hollins for three second half touchdown passes. EIU led 24-23 and picked up the win after TTU kicker Nick Madonia missed on a 48-yard field goal attempt with 4 seconds remaining. Mark Williams had picked off a pass with 1:27 remaining in the game but EIU's offense was unable to move the ball and run out the clock setting up the dramatic final play. Hollins had five catches for 125 yards and the three touchdowns. Dennis Turner had four catches for 103 yards. EIU's defense finished with five sacks.



**GAME 7 - October 14, 2017**  
**Eastern Illinois ..... 27**  
**Tennessee State ..... 24**

Murray, Ky.  
 Stewart Stadium (3,263)

<b>Scoring</b>	<b>1</b>	<b>2</b>	<b>3</b>	<b>4</b>	<b>O1</b>	<b>O2</b>	<b>.....F</b>
<b>Eastern Illinois</b>	<b>0</b>	<b>14</b>	<b>7</b>	<b>0</b>	<b>3</b>	<b>3</b>	<b>..... 27</b>
<b>Murray State</b>	<b>7</b>	<b>0</b>	<b>0</b>	<b>14</b>	<b>3</b>	<b>0</b>	<b>..... 24</b>

**FIRST QUARTER**

MUR - Bentley 23 run (Vicente kick) - 10:35

**SECOND QUARTER**

EIU - McCullough 4 run (Severino kick) - 7:01  
 EIU - Hollins 22 pass from Martin (Severino kick) - 0:12

**THIRD QUARTER**

EIU - I. Johnson 4 run (Severino kick) - 9:03

**FOURTH QUARTER**

MUR - Gandy 59 pass from Bentley (Vicente) - 9:51  
 MUR - Penick 15 pass from Bentley (Vicente) - 4:06

**OVERTIME 1**

MUR - Vicente 36 field goal  
 EIU - Severino 22 field goal

**OVERTIME 2**

EIU - Severino 27 field goal

**TEAM STATS .....EIU .....MUR**

First Downs.....	27	18
Rushes-Yards.....	59-351	26-58
Passing-Yards.....	192	332
Comp-Att-Int.....	18-30-3	34-53-1
Total Offense.....	543	390
Fumbles-Lost.....	2-1	1-1
Penalties-Yards.....	3-25	2-10
Int Returns-Yards-TD.....	1-0-0	3-0-0
Time of Possession.....	32:32	27:28
Sacks-Yards.....	4-28	3-15

**LEADERS**

**RUSHING (No-Yds-TD)**

**EIU** - I. Johnson (32-236-1), McCullough (15-94-1)  
**MUR** - Penick (12-39-0), Nichols (7-23-0)

**PASSING (Att-Cmp-Int-Yds-TD)**

**EIU** - Martin (30-18-3-192-1)  
**MUR** - Bentley (53-34-1-332-2)

**RECEIVING (No -Yds -TD)**

**EIU** - McCullough (5-36-0), Gooch (4-60-0)  
**MUR** - Gandy (10-193-1), Perkins (5-31-0)

**DEFENSE (Tackles - Solo, Assist, TFL)**

**EIU** - Dewberry (4-4-0), Horne (5-2-2), Caputo (4-2-0)  
**TSU** - Williams (6-4-0), Rodriguez (6-4-0)

**RECAP**

Eastern Illinois surged through the line in the second overtime period and blocked a Murray State field goal attempt as the Panthers won their fifth game of the season by a field goal or less. EIU had built a 21-7 lead in the third quarter behind a steady dose of Isaiah Johnson and Darshon McCullough on the ground. Johnson rushed for 236 yards, the eighth highest single game total in school history. McCullough finished with 94 yards adding another 36 on five pass receptions. Matt Severino hit both field goal attempts in overtime after missing a pair of field goals during regulation.

2017 EIU PANTHERS FOOTBALL  
 EASTERN ILLINOIS Game Results  
 All games

Date	Opponent	Score	Overall Record	Ohio Valley Record	Time	Attend
Aug 31, 2017	at Indiana State	W 22-20	1-0	0-0	3:09	4,670
Sep 9, 2017	at Northern Illinois	10-38 L	1-1	0-0	3:32	16,722
Sep 16, 2017	#14 ILLINOIS STATE	13-44 L	1-2	0-0	3:05	7,031
* Sep 23, 2017	SOUTHEAST MISSOURI	W 19-16	2-2	1-0	3:02	3,699
* Sep 30, 2017	at #24 Tennessee State	W 19-16	20T 3-2	2-0	3:56	11,013
* Oct 7, 2017	TENNESSEE TECH	W 24-23	4-2	3-0	2:55	3,016
* Oct 14, 2017	at Murray State	W 27-24	20T 5-2	4-0	3:11	3,263

\* indicates Ohio Valley Conferece game

2017 EASTERN ILLINOIS STARTERS

OPPONENT	WR	TE/WR	RT	RG	C	LG	LT	TE/WR	TE/RB	RB	OB
Indiana State	Hollins	Sheehan	Doyle	Callaway	Vailopa	Askin	Branch	Kelly	Ramirez	I. Johnson	Kimble
Northern Illinois	Hollins	Sheehan	Doyle	Callaway	Vailopa	Askin	Branch	Gooch	Turner	I. Johnson	Kimble
Illinois State	Hollins	Sheehan	A. Miller	Callaway	Vailopa	Askin	Branch	Ramirez	Turner	I. Johnson	Kimble
SE Missouri	Hollins	Sheehan	A. Miller	Callaway	Vailopa	Askin	Branch	Gooch	Turner	I. Johnson	Gilkey Jr
Tennessee State	Hollins	Sheehan	A. Miller	Callaway	Vailopa	Askin	Branch	Gooch	Turner	I. Johnson	Gilkey Jr
Tennessee Tech	Hollins	Sheehan	A. Miller	L. Harris	Vailopa	Askin	Branch	Ramirez	Turner	I. Johnson	Gilkey Jr.
Murray State	Hollins	Sheehan	A. Miller	Callaway	Vailopa	Askin	Branch	Ramirez	Turner	I. Johnson	Martin

OPPONENT	DE	DT	DT	DE	LB	LB	CB	STAR	ROVER	FS	CB
Indiana State	D. Johnson	Greer	Weaver	Price	Caputo	Horne	M. Williams	Page	Mitchell	Dewberry	D. Smith
Northern Illinois	D. Johnson	Greer	Weaver	Price	Caputo	Horne	M. Williams	Page	Mitchell	Dewberry	D. Smith
Illinois State	D. Johnson	Greer	Shepard	Weaver	Caputo	Horne	M. Williams	Page	Mitchell	Gulley	D. Smith
SE Missouri	D. Johnson	Greer	Weaver	Price	Caputo	Horne	M. Williams	Page	Mitchell	Dewberry	D. Smith
Tennessee State	D. Johnson	Greer	Weaver	Price	Caputo	Horne	M. Williams	Page	Mitchell	Dewberry	Shugars
Tennessee Tech	D. Johnson	Greer	Weaver	Price	Caputo	Horne	M. Williams	Gulley	Mitchell	Dewberry	Shugars
Murray State	D. Johnson	Greer	Weaver	Price	Caputo	Horne	M. Williams	Gulley	Mitchell	Dewberry	Shugars

**EASTERN ILLINOIS FOOTBALL**  
**Eastern Illinois Overall Team Statistics (as of Oct 14, 2017)**  
**All games**

<b>Team Statistics</b>	<b>EIU</b>	<b>OPP</b>
SCORING	134	181
Points Per Game	19.1	25.9
Points Off Turnovers	16	20
FIRST DOWNS	110	134
Rushing	53	57
Passing	48	61
Penalty	9	16
RUSHING YARDAGE	1030	1027
Yards gained rushing	1271	1217
Yards lost rushing	241	190
Rushing Attempts	309	273
Average Per Rush	3.3	3.8
Average Per Game	147.1	146.7
TDs Rushing	8	12
PASSING YARDAGE	1078	1583
Comp-Att-Int	106-201-8	134-235-7
Average Per Pass	5.4	6.7
Average Per Catch	10.2	11.8
Average Per Game	154.0	226.1
TDs Passing	7	7
TOTAL OFFENSE	2108	2610
Total Plays	510	508
Average Per Play	4.1	5.1
Average Per Game	301.1	372.9
KICK RETURNS: #-Yards	22-365	22-444
PUNT RETURNS: #-Yards	10-134	18-142
INT RETURNS: #-Yards	7-136	8-49
KICK RETURN AVERAGE	16.6	20.2
PUNT RETURN AVERAGE	13.4	7.9
INT RETURN AVERAGE	19.4	6.1
FUMBLES-LOST	17-5	13-8
PENALTIES-Yards	54-445	49-447
Average Per Game	63.6	63.9
PUNTS-Yards	53-2106	43-1652
Average Per Punt	39.7	38.4
Net punt average	35.5	33.9
KICKOFFS-Yards	27-1499	37-2281
Average Per Kick	55.5	61.6
Net kick average	37.2	44.4
TIME OF POSSESSION/Game	29:23	32:45
3RD-DOWN Conversions	35/118	34/108
3rd-Down Pct	30%	31%
4TH-DOWN Conversions	4/9	5/9
4th-Down Pct	44%	56%
SACKS BY-Yards	16-95	21-115
MISC YARDS	4	0
TOUCHDOWNS SCORED	17	20
FIELD GOALS-ATTEMPTS	7-11	13-21
ON-SIDE KICKS	0-0	0-0
RED-ZONE SCORES	(17-23) 74%	(22-27) 81%
RED-ZONE TOUCHDOWNS	(11-23) 48%	(13-27) 48%
PAT-ATTEMPTS	(11-15) 73%	(20-20) 100%
ATTENDANCE	13746	35668
Games/Avg Per Game	3/4582	4/8917
Neutral Site Games		0/0

<b>Score by Quarters</b>	<b>1st</b>	<b>2nd</b>	<b>3rd</b>	<b>4th</b>	<b>OT</b>	<b>Total</b>
Eastern Illinois	29	35	28	27	15	134
Opponents	45	48	35	44	9	181

**EASTERN ILLINOIS FOOTBALL**  
**Eastern Illinois Overall Individual Statistics (as of Oct 14, 2017)**  
**All games**

Rushing	gp	att	gain	loss	net	avg	td	lg	avg/g
JOHNSON, Isaiah	7	96	487	23	464	4.8	2	52	66.3
McCULLOUGH, D	7	53	298	5	293	5.5	1	76	41.9
GILKEY, Scotty	5	78	289	42	247	3.2	5	29	49.4
COLUMBUS,Robert	7	13	31	0	31	2.4	0	8	4.4
GOOCH, Aaron	7	4	24	3	21	5.2	0	12	3.0
LOFTON, Robbie	6	1	18	0	18	18.0	0	18	3.0
MARTIN, Bud	2	12	34	23	11	0.9	0	7	5.5
BROOKS, R.	1	4	9	0	9	2.2	0	3	9.0
TURNER, Javon	7	2	8	0	8	4.0	0	8	1.1
WELCH, Jacob	7	2	6	5	1	0.5	0	6	0.1
TURNER, Dennis	7	1	0	0	0	0.0	0	0	0.0
HOLLINS, A.	7	5	25	26	-1	-0.2	0	19	-0.1
ROWELL, C	1	1	0	5	-5	-5.0	0	0	-5.0
TEAM	5	8	0	13	-13	-1.6	0	0	-2.6
KIMBLE, Mitch	3	29	42	96	-54	-1.9	0	9	-18.0
Total	7	309	1271	241	1030	3.3	8	76	147.1
Opponents	7	273	1217	190	1027	3.8	12	57	146.7

Passing	gp	effic	comp-att-int	pct	yds	td	lg	avg/g
KIMBLE, Mitch	3	93.65	52-92-2	56.5	415	1	23	138.3
GILKEY, Scotty	5	75.43	26-65-3	40.0	267	2	47	53.4
MARTIN, Bud	2	155.60	28-44-3	63.6	396	4	55	198.0
Total	7	101.32	106-201-8	52.7	1078	7	55	154.0
Opponents	7	117.48	134-235-7	57.0	1583	7	80	226.1

Receiving	gp	no.	yds	avg	td	lg	avg/g
HOLLINS, A.	7	29	407	14.0	6	55	58.1
GOOCH, Aaron	7	23	196	8.5	0	25	28.0
TURNER, Dennis	7	12	210	17.5	1	47	30.0
McCULLOUGH, D	7	10	22	2.2	0	17	3.1
WELCH, Jacob	7	8	68	8.5	0	18	9.7
JOHNSON, Isaiah	7	8	50	6.2	0	14	7.1
SHEEHAN, James	7	7	43	6.1	0	15	6.1
COLUMBUS,Robert	7	4	43	10.8	0	23	6.1
LOFTON, Robbie	6	1	17	17.0	0	17	2.8
TURNER, Javon	7	1	15	15.0	0	15	2.1
HARRIS, Andre	7	1	4	4.0	0	4	0.6
BROOKS, R.	1	1	3	3.0	0	3	3.0
ROWELL, C	1	1	0	0.0	0	0	0.0
Total	7	106	1078	10.2	7	55	154.0
Opponents	7	134	1583	11.8	7	80	226.1

Punt Returns	no.	yds	avg	td	lg
GOOCH, Aaron	9	106	11.8	0	57
HESS, Julian	1	13	13.0	0	0
WEAVER, Mack	0	15	0.0	1	15
Total	10	134	13.4	1	57
Opponents	18	142	7.9	0	36

Interceptions	no.	yds	avg	td	lg
WILLIAMS, Mark	3	73	24.3	1	73
PAGE, Cornelius	1	0	0.0	0	0
DEWBERRY, B	1	49	49.0	0	49
HORNE, Nick	1	0	0.0	0	0
CAPUTO, Joe	1	14	14.0	0	14
Total	7	136	19.4	1	73
Opponents	8	49	6.1	0	22

Kick Returns	no.	yds	avg	td	lg
MITCHELL, Tray	10	156	15.6	0	25
BURTON, Durrton	5	132	26.4	0	49
HOLLINS, A.	4	57	14.2	0	21
MEADE, Camden	1	-4	-4.0	0	0
McCULLOUGH, D	1	16	16.0	0	16
SPELLER, Vince	1	8	8.0	0	8
Total	22	365	16.6	0	49
Opponents	22	444	20.2	1	93

Fumble Returns	no.	yds	avg	td	lg
Total	0	0	0.0	0	0
Opponents	1	19	19.0	0	19

**EASTERN ILLINOIS FOOTBALL**  
**Eastern Illinois Overall Individual Statistics (as of Oct 14, 2017)**  
**All games**

Scoring	td	fg	PAT				dxd	saf	pts
			kick	rush	rcv	pass			
HOLLINS, A.	6	-	-	-	-	-	-	36	
GILKEY, Scotty	5	-	-	-	-	-	-	30	
SEVERINO, Matt	-	4-7	7-9	-	-	-	-	19	
WILSON, Nick	-	3-4	4-6	-	-	-	-	13	
JOHNSON, Isaiah	2	-	-	-	-	-	-	12	
WILLIAMS, Mark	1	-	-	-	-	-	-	6	
WEAVER, Mack	1	-	-	-	-	-	-	6	
TURNER, Dennis	1	-	-	-	-	-	-	6	
McCULLOUGH, D	1	-	-	-	-	-	-	6	
EDWARDS, Cody	-	-	-	0-1	-	-	-	0	
Total	17	7-11	11-15	0-1	-	-	-	134	
Opponents	20	13-21	20-20	-	-	-	1	181	

Total Offense	g	plays	rush	pass	total	avg/g
GILKEY, Scotty	5	143	247	267	514	102.8
JOHNSON, Isaiah	7	96	464	0	464	66.3
MARTIN, Bud	2	56	11	396	407	203.5
KIMBLE, Mitch	3	121	-54	415	361	120.3
McCULLOUGH, D	7	53	293	0	293	41.9
COLUMBUS, Robert	7	13	31	0	31	4.4
GOOCH, Aaron	7	4	21	0	21	3.0
LOFTON, Robbie	6	1	18	0	18	3.0
BROOKS, R.	1	4	9	0	9	9.0
TURNER, Javon	7	2	8	0	8	1.1
WELCH, Jacob	7	2	1	0	1	0.1
HOLLINS, A.	7	5	-1	0	-1	-0.1
ROWELL, C	1	1	-5	0	-5	-5.0
TEAM	5	8	-13	0	-13	-2.6
Total	7	510	1030	1078	2108	301.1
Opponents	7	508	1027	1583	2610	372.9

Field Goals	fg	pct.	01-19	20-29	30-39	40-49	50-99	lg	blk
WILSON, Nick	3-4	75.0	0-0	2-2	1-2	0-0	0-0	32	0
SEVERINO, Matt	4-7	57.1	0-0	2-4	1-2	1-1	0-0	42	0

FG Sequence	Eastern Illinois	Opponents
Indiana State	(22)	(43),(19),48
Northern Illinois	(20),35	39,(20),30
Illinois State	-	(35),(27),34,(28),34
Southeast Missouri	-	-
Tennessee State	(32),(42)	(51),(36),(40)
Tennessee Tech	25,(30)	(51),(32),(33),48
Murray St.	22,34,(22),(27)	48,(36),38

Punting	no.	yds	avg	lg	tb	fc	i20	50+	blk
EDWARDS, Cody	53	2106	39.7	74	4	13	8	5	0
Total	53	2106	39.7	74	4	13	8	5	0
Opponents	43	1652	38.4	77	3	9	19	4	1

Kickoffs	no.	yds	avg	tb	ob	retn	net	ydln
SEVERINO, Matt	25	1380	55.2	2	3			
EDWARDS, Cody	2	119	59.5	0	0			
Total	27	1499	55.5	2	3	20.2	37.2	27
Opponents	37	2281	61.6	11	4	16.6	44.4	20

Numbers in (parentheses) indicate field goal was made.

**EASTERN ILLINOIS FOOTBALL**  
**Eastern Illinois Overall Individual Statistics (as of Oct 14, 2017)**  
**All games**

All Purpose	g	rush	rcv	pr	kr	ir	total	avg/g
JOHNSON, Isaia	7	464	50	0	0	0	514	73.4
HOLLINS, A.	7	-1	407	0	57	0	463	66.1
McCULLOUGH,	7	293	22	0	16	0	331	47.3
GOOCH, Aaron	7	21	196	106	0	0	323	46.1
GILKEY, Scotty	5	247	0	0	0	0	247	49.4
TURNER, Denni	7	0	210	0	0	0	210	30.0
MITCHELL, Tray	7	0	0	0	156	0	156	22.3
BURTON, Durro	7	0	0	0	132	0	132	18.9
COLUMBUS, Ro	7	31	43	0	0	0	74	10.6
WILLIAMS, Mar	7	0	0	0	0	73	73	10.4
WELCH, Jacob	7	1	68	0	0	0	69	9.9
DEWBERRY, B	7	0	0	0	0	49	49	7.0
SHEEHAN, Jam	7	0	43	0	0	0	43	6.1
LOFTON, Robbi	6	18	17	0	0	0	35	5.8
TURNER, Javon	7	8	15	0	0	0	23	3.3
WEAVER, Mack	7	0	0	15	0	0	15	2.1
CAPUTO, Joe	7	0	0	0	0	14	14	2.0
HESS, Julian	4	0	0	13	0	0	13	3.2
BROOKS, R.	1	9	3	0	0	0	12	12.0
MARTIN, Bud	2	11	0	0	0	0	11	5.5
SPELLER, Vinc	7	0	0	0	8	0	8	1.1
HARRIS, Andre	7	0	4	0	0	0	4	0.6
MEADE, Camde	7	0	0	0	-4	0	-4	-0.6
ROWELL, C	1	-5	0	0	0	0	-5	-5.0
TEAM	5	-13	0	0	0	0	-13	-2.6
KIMBLE, Mitch	3	-54	0	0	0	0	-54	-18.0
Total	7	1030	1078	134	365	136	2743	391.9
Opponents	7	1027	1583	142	444	49	3245	463.6

**EASTERN ILLINOIS FOOTBALL**  
**Eastern Illinois Overall Defensive Statistics (as of Oct 14, 2017)**  
**All games**

##	Defensive Leaders	gp	Tackles			tfl/yds	Sacks	Pass defense			Fumbles	blkd		
			ua	a	tot		no-yds	int-yds	brup	qbh	rcv-yds	ff	kick	saf
30	HORNE, Nick	7	28	20	48	5.0-26	1.0-8	1-0	1	3	.	2	.	.
7	DEWBERRY, B	7	28	11	39	.	.	1-49	3	.	.	.	.	.
6D	MITCHELL, Tray	7	27	11	38	5.0-19	2.0-10	.	5	2	1-0	1	.	.
45	CAPUTO, Joe	7	17	19	36	4.0-10	.	1-14	2	2	1-0	.	.	.
51	JOHNSON, D	7	26	8	34	4.5-8	1.0-4	.	1	2	1-0	1	.	.
21	WILLIAMS, Mark	7	25	9	34	.	.	3-73	6	.	1-0	.	.	.
55	JOHNSON, David	7	18	11	29	6.0-22	3.0-18	.	1	4	.	.	1	.
5D	GULLEY, Iziah	7	13	14	27	.	.	.	2	1	.	.	.	.
44	PRICE, Josh	7	5	17	22	4.5-17	2.0-9	.	.	1	1-0	.	.	.
3	PAGE, Cornelius	7	14	7	21	.	.	1-0	.	.	.	1	.	.
96	GREER, Terrell	7	8	11	19	3.0-19	2.0-16	.	.	.	.	.	1	.
8	WEAVER, Mack	7	7	10	17	1.5-11	1.5-11	.	1	2	.	.	.	.
12	SMITH, DySaun	6	10	6	16	1.5-3	.	.	2	.	.	.	.	.
3X	SHUGARS,Xzavier	7	13	2	15	2.0-13	1.0-9	.	1	1	.	2	.	.
56	SHEPARD, Taylon	7	7	7	14	2.0-9	1.0-6	.	.	1	.	.	.	.
42	CROSBY, Antonio	7	5	7	12	0.5-1	.	.	.	.	1-0	.	.	.
53	MEADE, Camden	7	6	5	11	.	.	.	.	.	.	.	.	.
25	HESS, Julian	4	5	4	9	.	.	.	.	.	.	.	1	.
11	DADEBOE,Andrews	4	3	4	7	1.0-3	.	.	.	.	.	.	.	.
99	WATSON, Levi	7	5	2	7	.	.	.	.	.	.	.	1	.
48	OWENS, David	7	3	3	6	0.5-0	0.5-0	.	.	.	.	.	.	.
28	SPELLER, Vince	7	2	3	5	.	.	.	.	.	1-0	.	.	.
92	TUAI, Inoke	5	2	3	5	0.5-1	.	.	.	.	.	.	.	.
9D	BERGESON, Ben	7	3	1	4	.	.	.	.	.	1-0	.	.	.
7X	GOOCH, Aaron	7	3	1	4	.	.	.	.	.	.	.	.	.
33	JOHNSON, Austin	7	1	2	3	.	.	.	.	.	.	.	.	.
93	JACKSON, James	6	3	.	3	2.0-5	1.0-4	.	.	.	.	.	.	.
2D	BURTON, Durrton	7	2	1	3	.	.	.	.	.	.	.	.	.
50	WILLIAMS, Sean	4	2	1	3	1.0-1	.	.	.	.	.	.	.	.
54	HANTAK, AJ	7	.	2	2	.	.	.	.	.	.	.	.	.
41	COLUMBUS,Robert	7	1	1	2	.	.	.	.	.	.	.	.	.
60	MILLER, Aaron	7	1	.	1	.	.	.	.	.	.	.	.	.
26	JACKSON, Jordan	3	1	.	1	.	.	.	.	.	.	.	.	.
31	MILLER, Malcolm	2	1	.	1	.	.	.	.	.	.	.	.	.
98	ARTERBURN, T	4	1	.	1	.	.	.	.	2	.	.	.	.
49	KELLY, Nathan	7	1	.	1	.	.	.	.	.	.	.	.	.
89	BOUNDS, Addison	4	1	.	1	.	.	.	.	.	.	.	.	.
80	RAMIREZ, Ryan	7	.	1	1	.	.	.	.	.	.	.	.	.
59	FLEMING, Jareem	2	.	1	1	.	.	.	.	.	.	.	.	.
9	BROOKS, R.	1	.	1	1	0.5-4	.	.	.	.	.	.	.	.
86	SHEEHAN, James	7	1	.	1	.	.	.	.	.	.	.	.	.
4	WELCH, Jacob	7	1	.	1	.	.	.	.	.	.	.	.	.
15	HOLLINS, A.	7	.	1	1	.	.	.	.	.	.	.	.	.
13	KIMBLE, Mitch	3	.	1	1	.	.	.	.	.	.	.	.	.
Total		7	300	208	508	45-172	16-95	7-136	25	21	8-0	7	4	.
Opponents		7	275	262	537	47-207	21-115	8-49	28	10	5-19	10	.	1

**EASTERN ILLINOIS FOOTBALL**  
**Eastern Illinois Team Game-by-Game (as of Oct 14, 2017)**  
**All games**

TEAM STATISTICS

Date	Opponent	Rushing				Receiving				Passing				Kick Returns				Punt Returns				tot off		
		no.	yds	td	lg	no.	yds	td	lg	cmp	att	int	yds	td	lg	no.	yds	td	lg	no.	yds		td	lg
08-31-17	at Indiana State	33	76	1	13	27	202	1	17	27	44	0	202	1	17	2	30	0	18	1	16	0	16	278
Sep 09	at Northern Illinois	45	60	1	10	14	127	0	21	14	32	2	127	0	21	5	79	0	19	0	0	0	0	187
Sep 16	ILLINOIS STATE	37	14	1	8	13	103	0	23	13	23	1	103	0	23	4	59	0	25	2	44	1	16	117
Sep 23	SOUTHEAST MISSOURI	48	230	1	52	9	142	2	38	9	20	0	142	2	38	2	23	0	14	1	1	0	1	372
Sep 30	at Tennessee State	52	191	2	14	11	46	0	17	11	26	1	46	0	17	1	26	0	26	2	8	0	8	237
Oct 07	TENNESSEE TECH	35	108	0	76	14	266	3	55	14	26	1	266	3	55	6	111	0	49	1	0	0	0	374
Oct 14	at Murray St.	59	351	2	37	18	192	1	25	18	30	3	192	1	25	2	37	0	20	3	65	0	57	543
		309	1030	8	76	106	1078	7	55	106	201	8	1078	7	55	22	365	0	49	10	134	1	57	2108
Opponents		273	1027	12	57	134	1583	7	80	134	235	7	1583	7	80	22	444	1	93	18	142	0	36	2610

Games: 7 • Avg/rush: 3.3 • Avg/catch: 10.2 • Pass effic: 101.32 • KR avg: 16.6 • PR avg: 13.4 • All purpose avg/game: 391.9 • Total offense avg/gm: 301.1

Date	Opponent	Tackles				Sacks no-yds	Fumble		Pass Defense			blkd kick	PAT Attempts			off		
		ua	a	total	tfl-yds		ff	fr-yds	int-yds	qbh	brup		kick	rush	rcv	saf	t/o	pts
08-31-17	at Indiana State	36	36	72	7.0-30	2.0-16	1	1-0	1-73	3	1	0	1-2	0	0	0	6	22
Sep 09	at Northern Illinois	41	48	89	7.0-18	1.0-1	1	2-0	1-14	0	3	2	1-1	0	0	0	3	10
Sep 16	ILLINOIS STATE	43	20	63	6.0-28	3.0-18	0	0-0	0-0	3	3	1	1-2	0	0	0	0	13
Sep 23	SOUTHEAST MISSOURI	42	28	70	2.0-5	0.0-0	2	1-0	2-49	6	4	0	1-3	0	0	0	0	19
Sep 30	at Tennessee State	41	28	69	8.0-25	1.0-9	2	3-0	1-0	3	1	0	1-1	0	0	0	7	19
Oct 07	TENNESSEE TECH	51	22	73	7.0-29	5.0-23	0	0-0	1-0	1	6	0	3-3	0	0	0	0	24
Oct 14	at Murray St.	46	26	72	8.0-37	4.0-28	1	1-0	1-0	5	7	1	3-3	0	0	0	0	27
		300	208	508	45.0-172	16.0-95	7	8-0	7-136	21	25	4	11-15	0	0	0	16	134
Opponents		275	262	537	47.0-207	21.0-115	10	5-19	8-49	10	28	0	20-20	0	0	1	20	181

Date	Opponent	Punting							Field Goals			Kickoffs						
		no.	yds	avg	long	blkd	tb	fc	50+	i20	md-att	long	blkd	no.	yds	avg	tb	ob
08-31-17	at Indiana State	8	339	42.4	54	0	0	1	1	1	1-1	22	0	4	186	46.5	1	1
Sep 09	at Northern Illinois	7	280	40.0	52	0	0	3	1	1	1-2	20	0	3	162	54.0	0	0
Sep 16	ILLINOIS STATE	10	412	41.2	74	0	2	1	1	0	0-0	0	0	3	167	55.7	0	1
Sep 23	SOUTHEAST MISSOURI	8	369	46.1	62	0	1	1	2	2	0-0	0	0	5	270	54.0	0	1
Sep 30	at Tennessee State	8	280	35.0	44	0	0	4	0	3	2-2	42	0	3	173	57.7	0	0
Oct 07	TENNESSEE TECH	7	233	33.3	44	0	0	2	0	0	1-2	30	0	5	293	58.6	0	0
Oct 14	at Murray St.	5	193	38.6	49	0	1	1	0	1	2-4	27	0	4	248	62.0	1	0
		53	2106	39.7	74	0	4	13	5	8	7-11	42	0	27	1499	55.5	2	3
Opponents		43	1652	38.4	77	1	3	9	4	19	13-21	51	3	37	2281	61.6	11	4

**EASTERN ILLINOIS FOOTBALL**  
**Eastern Illinois Opponent Game-by-Game (as of Oct 14, 2017)**  
**All games**

OPPONENT STATISTICS

Date	Opponent	Rushing				Receiving				Passing				Kick Returns				Punt Returns				tot off		
		no.	yds	td	lg	no.	yds	td	lg	cmp	att	int	yds	td	lg	no.	yds	td	lg	no.	yds		td	lg
08-31-17	at Indiana State	43	160	1	24	7	133	1	43	7	19	1	133	1	43	2	5	0	16	5	37	0	32	293
Sep 09	at Northern Illinois	47	230	2	23	24	269	3	41	24	35	1	269	3	41	3	68	0	34	3	1	0	1	499
Sep 16	ILLINOIS STATE	44	233	4	57	13	218	1	80	13	26	0	218	1	80	2	17	0	11	3	51	0	36	451
Sep 23	SOUTHEAST MISSOURI	30	106	1	16	22	249	0	60	22	43	2	249	0	60	4	132	1	93	4	52	0	21	355
Sep 30	at Tennessee State	37	83	1	14	17	195	0	28	17	30	1	195	0	28	3	48	0	25	2	0	0	0	278
Oct 07	TENNESSEE TECH	46	157	2	41	17	187	0	20	17	29	1	187	0	20	5	101	0	27	1	1	0	1	344
Oct 14	at Murray St.	26	58	1	23	34	332	2	59	34	53	1	332	2	59	3	73	0	26	0	0	0	0	390
Eastern Illinois		273	1027	12	57	134	1583	7	80	134	235	7	1583	7	80	22	444	1	93	18	142	0	36	2610
Eastern Illinois		309	1030	8	76	106	1078	7	55	106	201	8	1078	7	55	22	365	0	49	10	134	1	57	2108

Games: 7 • Avg/rush: 3.8 • Avg/catch: 11.8 • Pass effic: 117.48 • KR avg: 20.2 • PR avg: 7.9 • All purpose avg/game: 463.6 • Total offense avg/gm: 372.9

Date	Opponent	Tackles				Sacks no-yds	Fumble		Pass Defense			blkd kick	PAT Attempts			off							
		ua	a	total	tfl-yds		ff	fr-yds	int-yds	qbh	brup		kick	rush	rcv	saf	t/o	pts					
08-31-17	at Indiana State	32	54	86	7.0-37	5.0-35	1	0-0	0-0	3	6	0	2-2	0	0	0	0	0	0	0	0	0	20
Sep 09	at Northern Illinois	37	46	83	6.0-26	3.0-12	2	1-0	2-27	0	5	0	5-5	0	0	0	0	14	38				
Sep 16	ILLINOIS STATE	39	26	65	11.0-51	6.0-38	3	2-0	1-0	2	1	0	5-5	0	0	0	6	44					
Sep 23	SOUTHEAST MISSOURI	39	30	69	6.0-34	3.0-12	1	1-19	0-0	0	5	0	2-2	0	0	1	0	16					
Sep 30	at Tennessee State	41	32	73	4.0-14	0.0-0	0	0-0	1-22	0	6	0	1-1	0	0	0	0	16					
Oct 07	TENNESSEE TECH	36	26	62	9.0-29	1.0-3	2	0-0	1-0	3	3	0	2-2	0	0	0	0	23					
Oct 14	at Murray St.	51	48	99	4.0-16	3.0-15	1	1-0	3-0	2	2	0	3-3	0	0	0	0	24					
Eastern Illinois		275	262	537	47.0-207	21.0-115	10	5-19	8-49	10	28	0	20-20	0	0	1	20	181					
Eastern Illinois		300	208	508	45.0-172	16.0-95	7	8-0	7-136	21	25	4	11-15	0	0	0	16	134					

Date	Opponent	Punting					Field Goals					Kickoffs						
		no.	yds	avg	long	blkd	tb	fc	50+	i20	md-att	long	blkd	no.	yds	avg	tb	ob
08-31-17	at Indiana State	5	208	41.6	49	0	1	1	0	3	2-3	43	0	5	319	63.8	3	0
Sep 09	at Northern Illinois	4	165	41.2	42	0	0	4	0	2	1-3	20	2	7	440	62.9	2	0
Sep 16	ILLINOIS STATE	6	186	31.0	50	1	1	1	1	2	3-5	35	0	9	549	61.0	2	3
Sep 23	SOUTHEAST MISSOURI	8	285	35.6	45	0	0	2	0	5	0-0	0	0	3	183	61.0	1	0
Sep 30	at Tennessee State	6	249	41.5	49	0	0	1	0	2	3-3	51	0	3	190	63.3	1	1
Oct 07	TENNESSEE TECH	6	249	41.5	63	0	0	0	2	4	3-4	51	0	6	349	58.2	0	0
Oct 14	at Murray St.	8	310	38.8	77	0	1	0	1	1	1-3	36	1	4	251	62.8	2	0
Eastern Illinois		43	1652	38.4	77	1	3	9	4	19	13-21	51	3	37	2281	61.6	11	4
Eastern Illinois		53	2106	39.7	74	0	4	13	5	8	7-11	42	0	27	1499	55.5	2	3

**EASTERN ILLINOIS FOOTBALL**  
**Eastern Illinois Game Superlatives (as of Oct 14, 2017)**  
**All games**

**INDIVIDUAL GAME HIGHS**

Rushes	32	JOHNSON, Isaiah at Murray St. (Oct 14, 2017)
Yards Rushing	236	JOHNSON, Isaiah at Murray St. (Oct 14, 2017)
TD Rushes	2	GILKEY, Scotty at Tennessee State (Sep 30, 2017)
Long Rush	76	McCULLOUGH, D vs Tennessee Tech (Oct 07, 2017)
Pass attempts	44	KIMBLE, Mitch at Indiana State (08-31-17)
Pass completions	27	KIMBLE, Mitch at Indiana State (08-31-17)
Yards Passing	204	MARTIN, Bud vs Tennessee Tech (Oct 07, 2017)
TD Passes	3	MARTIN, Bud vs Tennessee Tech (Oct 07, 2017)
Long Pass	55	MARTIN, Bud vs Tennessee Tech (Oct 07, 2017)
Receptions	7	HOLLINS, A. vs Southeast Missouri (Sep 23, 2017)
Yards Receiving	125	HOLLINS, A. vs Tennessee Tech (Oct 07, 2017)
TD Receptions	3	HOLLINS, A. vs Tennessee Tech (Oct 07, 2017)
Long Reception	55	HOLLINS, A. vs Tennessee Tech (Oct 07, 2017)
Field Goals	2	SEVERINO, Matt at Murray St. (Oct 14, 2017)
Long Field Goal	42	SEVERINO, Matt at Tennessee State (Sep 30, 2017)
Punts	10	EDWARDS, Cody vs Illinois State (Sep 16, 2017)
Punting Avg	46.1	EDWARDS, Cody vs Southeast Missouri (Sep 23, 2017)
Long Punt	74	EDWARDS, Cody vs Illinois State (Sep 16, 2017)
Punts inside 20	3	EDWARDS, Cody at Tennessee State (Sep 30, 2017)
Long Punt Return	57	GOOCH, Aaron at Murray St. (Oct 14, 2017)
Long Kickoff Return	49	BURTON, Durrone vs Tennessee Tech (Oct 07, 2017)
Tackles	12	HORNE, Nick at Tennessee State (Sep 30, 2017)
Sacks	2.0	GREER, Terrell at Murray St. (Oct 14, 2017)
Tackles For Loss	3.0	MITCHELL, Tray at Indiana State (08-31-17)
Interceptions	1	WILLIAMS, Mark at Indiana State (08-31-17)
	1	CAPUTO, Joe at Northern Illinois (Sep 09, 2017)
	1	DEWBERRY, B vs Southeast Missouri (Sep 23, 2017)
	1	WILLIAMS, Mark vs Southeast Missouri (Sep 23, 2017)
	1	HORNE, Nick at Tennessee State (Sep 30, 2017)
	1	WILLIAMS, Mark vs Tennessee Tech (Oct 07, 2017)
	1	PAGE, Cornelius at Murray St. (Oct 14, 2017)

**EASTERN ILLINOIS FOOTBALL**  
**Eastern Illinois Game Superlatives (as of Oct 14, 2017)**  
**All games**

**TEAM GAME HIGHS**

Rushes	59	at Murray St. (Oct 14, 2017)
Yards Rushing	351	at Murray St. (Oct 14, 2017)
Yards Per Rush	5.9	at Murray St. (Oct 14, 2017)
TD Rushes	2	at Tennessee State (Sep 30, 2017)
	2	at Murray St. (Oct 14, 2017)
Pass attempts	44	at Indiana State (08-31-17)
Pass completions	27	at Indiana State (08-31-17)
Yards Passing	266	vs Tennessee Tech (Oct 07, 2017)
Yards Per Pass	10.2	vs Tennessee Tech (Oct 07, 2017)
TD Passes	3	vs Tennessee Tech (Oct 07, 2017)
Total Plays	89	at Murray St. (Oct 14, 2017)
Total Offense	543	at Murray St. (Oct 14, 2017)
Yards Per Play	6.1	vs Tennessee Tech (Oct 07, 2017)
Points	27	at Murray St. (Oct 14, 2017)
Sacks By	5	vs Tennessee Tech (Oct 07, 2017)
First Downs	27	at Murray St. (Oct 14, 2017)
Penalties	13	vs Southeast Missouri (Sep 23, 2017)
Penalty Yards	91	vs Tennessee Tech (Oct 07, 2017)
Turnovers	4	at Murray St. (Oct 14, 2017)
Interceptions By	2	vs Southeast Missouri (Sep 23, 2017)
Punts	10	vs Illinois State (Sep 16, 2017)
Punting Avg	46.1	vs Southeast Missouri (Sep 23, 2017)
Long Punt	74	vs Illinois State (Sep 16, 2017)
Punts inside 20	3	at Tennessee State (Sep 30, 2017)
Long Punt Return	57	at Murray St. (Oct 14, 2017)

**EASTERN ILLINOIS FOOTBALL**  
**Eastern Illinois Game Superlatives (as of Oct 14, 2017)**  
**All games**

**OPPONENT INDIVIDUAL GAME HIGHS**

Rushes	31	Booker, LeMonte, at Indiana State (08-31-17)
Yards Rushing	154	Booker, LeMonte, at Indiana State (08-31-17)
TD Rushes	2	JONES, Marcus, at Northern Illinois (Sep 09, 2017)
	2	ROBINSON,James, vs Illinois State (Sep 16, 2017)
Long Rush	57	SMITH,Markel, vs Illinois State (Sep 16, 2017)
Pass attempts	53	BENTLEY, Shuler, at Murray St. (Oct 14, 2017)
Pass completions	34	BENTLEY, Shuler, at Murray St. (Oct 14, 2017)
Yards Passing	332	BENTLEY, Shuler, at Murray St. (Oct 14, 2017)
TD Passes	3	SANTACATERINA, at Northern Illinois (Sep 09, 2017)
Long Pass	80	KOLBE,Jake, vs Illinois State (Sep 16, 2017)
Receptions	10	BYRD, Dontez, vs Tennessee Tech (Oct 07, 2017)
	10	GANDY, Jordon, at Murray St. (Oct 14, 2017)
Yards Receiving	193	GANDY, Jordon, at Murray St. (Oct 14, 2017)
TD Receptions	1	Booker, LeMonte, at Indiana State (08-31-17)
	1	BLAKE, Christia, at Northern Illinois (Sep 09, 2017)
	1	TEARS, Spencer, at Northern Illinois (Sep 09, 2017)
	1	WIMANN, Shane, at Northern Illinois (Sep 09, 2017)
	1	GILLUM,Robert, vs Illinois State (Sep 16, 2017)
	1	GANDY, Jordon, at Murray St. (Oct 14, 2017)
	1	PENICK, D.J., at Murray St. (Oct 14, 2017)
Long Reception	80	GILLUM,Robert, vs Illinois State (Sep 16, 2017)
Field Goals	3	SLATTERY,Sean, vs Illinois State (Sep 16, 2017)
	3	CLARK, Lane, at Tennessee State (Sep 30, 2017)
	3	MADONIA, Nick, vs Tennessee Tech (Oct 07, 2017)
Long Field Goal	51	CLARK, Lane, at Tennessee State (Sep 30, 2017)
	51	MADONIA, Nick, vs Tennessee Tech (Oct 07, 2017)
Punts	8	REYNOLDS, Jake, vs Southeast Missouri (Sep 23, 2017)
	8	STRATTON, Lando, at Murray St. (Oct 14, 2017)
Punting Avg	41.6	Bouldin, Thomas, at Indiana State (08-31-17)
Long Punt	77	STRATTON, Lando, at Murray St. (Oct 14, 2017)
Punts inside 20	5	REYNOLDS, Jake, vs Southeast Missouri (Sep 23, 2017)
Long Punt Return	36	SCHNELL,Spencer, vs Illinois State (Sep 16, 2017)
Long Kickoff Return	93	SANDERS, C., vs Southeast Missouri (Sep 23, 2017)
Tackles	13	Moss, Katrell, at Indiana State (08-31-17)
	13	Griffith, Jonas, at Indiana State (08-31-17)
Sacks	2.0	HORTON,Tyree, vs Illinois State (Sep 16, 2017)
Tackles For Loss	3.5	HORTON,Tyree, vs Illinois State (Sep 16, 2017)
Interceptions	1	WILLIAMS, Mykel, at Northern Illinois (Sep 09, 2017)
	1	ALLEN, Mycial, at Northern Illinois (Sep 09, 2017)
	1	BREES,Mitchell, vs Illinois State (Sep 16, 2017)
	1	NORTH, Justin, at Tennessee State (Sep 30, 2017)
	1	FLEMISTER, A.J., vs Tennessee Tech (Oct 07, 2017)
	1	WADE, D'Montre, at Murray St. (Oct 14, 2017)
	1	SHIPLEY, Zach, at Murray St. (Oct 14, 2017)
	1	PARKER, Don, at Murray St. (Oct 14, 2017)

**EASTERN ILLINOIS FOOTBALL**  
**Eastern Illinois Game Superlatives (as of Oct 14, 2017)**  
**All games**

**OPPONENT TEAM GAME HIGHS**

Rushes	47	at Northern Illinois (Sep 09, 2017)
Yards Rushing	233	vs Illinois State (Sep 16, 2017)
Yards Per Rush	5.3	vs Illinois State (Sep 16, 2017)
TD Rushes	4	vs Illinois State (Sep 16, 2017)
Pass attempts	53	at Murray St. (Oct 14, 2017)
Pass completions	34	at Murray St. (Oct 14, 2017)
Yards Passing	332	at Murray St. (Oct 14, 2017)
Yards Per Pass	8.4	vs Illinois State (Sep 16, 2017)
TD Passes	3	at Northern Illinois (Sep 09, 2017)
Total Plays	82	at Northern Illinois (Sep 09, 2017)
Total Offense	499	at Northern Illinois (Sep 09, 2017)
Yards Per Play	6.4	vs Illinois State (Sep 16, 2017)
Points	44	vs Illinois State (Sep 16, 2017)
Sacks By	6	vs Illinois State (Sep 16, 2017)
First Downs	26	at Northern Illinois (Sep 09, 2017)
Penalties	15	at Northern Illinois (Sep 09, 2017)
Penalty Yards	194	at Northern Illinois (Sep 09, 2017)
Turnovers	4	at Tennessee State (Sep 30, 2017)
Interceptions By	3	at Murray St. (Oct 14, 2017)
Punts	8	vs Southeast Missouri (Sep 23, 2017)
	8	at Murray St. (Oct 14, 2017)
Punting Avg	41.6	at Indiana State (08-31-17)
Long Punt	77	at Murray St. (Oct 14, 2017)
Punts inside 20	5	vs Southeast Missouri (Sep 23, 2017)
Long Punt Return	36	vs Illinois State (Sep 16, 2017)

**EASTERN ILLINOIS FOOTBALL**  
**Eastern Illinois By-Quarter Statistics (as of Oct 14, 2017)**  
**All games**

3rd-Down Conversions

Date	Opponent	Score	Overall	1st Qtr	2nd Qtr	3rd Qtr	4th Qtr	Overtime
08-31-17	at Indiana State	W 22-20	7-20 35.0	2-4 50.0	2-6 33.3	2-5 40.0	1-5 20.0	
Sep 09, 2017	at Northern Illinois	L 10-38	5-17 29.4	1-4 25.0	0-4 0.0	3-5 60.0	1-4 25.0	
Sep 16, 2017	ILLINOIS STATE	L 13-44	2-14 14.3	0-5 0.0	0-3 0.0	2-4 50.0	0-2 0.0	
Sep 23, 2017	SOUTHEAST MISSOURI	W 19-16	7-17 41.2	5-6 83.3	2-5 40.0	0-3 0.0	0-3 0.0	
Sep 30, 2017	at Tennessee State	W 19-16	5-20 25.0	2-4 50.0	0-2 0.0	2-6 33.3	0-5 0.0	1-3 33.3
Oct 07, 2017	TENNESSEE TECH	W 24-23	6-16 37.5	1-3 33.3	2-6 33.3	3-4 75.0	0-3 0.0	
Oct 14, 2017	at Murray St.	W 27-24	3-14 21.4	0-2 0.0	1-2 50.0	1-4 25.0	1-4 25.0	0-2 0.0
	Eastern Illinois		35-118 29.7	11-28 39.3	7-28 25.0	13-31 41.9	3-26 11.5	1-5 20.0
	Opponents		34-108 31.5	10-24 41.7	12-30 40.0	4-23 17.4	8-27 29.6	0-4 0.0

4th-Down Conversions

Date	Opponent	Score	Overall	1st Qtr	2nd Qtr	3rd Qtr	4th Qtr	Overtime
08-31-17	at Indiana State	W 22-20	2-4 50.0	0-0 0.0	1-1 100.0	0-1 0.0	1-2 50.0	
Sep 09, 2017	at Northern Illinois	L 10-38	0-1 0.0	0-1 0.0	0-0 0.0	0-0 0.0	0-0 0.0	
Sep 16, 2017	ILLINOIS STATE	L 13-44	0-1 0.0	0-0 0.0	0-0 0.0	0-0 0.0	0-1 0.0	
Sep 23, 2017	SOUTHEAST MISSOURI	W 19-16	1-1 100.0	0-0 0.0	1-1 100.0	0-0 0.0	0-0 0.0	
Sep 30, 2017	at Tennessee State	W 19-16	1-2 50.0	0-0 0.0	0-0 0.0	1-1 100.0	0-1 0.0	0-0 0.0
Oct 07, 2017	TENNESSEE TECH	W 24-23	0-0 0.0	0-0 0.0	0-0 0.0	0-0 0.0	0-0 0.0	
Oct 14, 2017	at Murray St.	W 27-24	0-0 0.0	0-0 0.0	0-0 0.0	0-0 0.0	0-0 0.0	0-0 0.0
	Eastern Illinois		4-9 44.4	0-1 0.0	2-2 100.0	1-2 50.0	1-4 25.0	0-0 0.0
	Opponents		5-9 55.6	1-3 33.3	0-0 0.0	0-1 0.0	4-5 80.0	0-0 0.0

Time of Possession

Date	Opponent	Score	Overall	1st Qtr	2nd Qtr	3rd Qtr	4th Qtr	Overtime
08-31-17	at Indiana State	W 22-20	30:25	6:14	9:36	7:47	6:48	
Sep 09, 2017	at Northern Illinois	L 10-38	30:24	8:09	5:07	10:22	6:46	
Sep 16, 2017	ILLINOIS STATE	L 13-44	26:23	7:10	6:58	8:43	3:32	
Sep 23, 2017	SOUTHEAST MISSOURI	W 19-16	30:23	8:48	8:55	5:45	6:55	
Sep 30, 2017	at Tennessee State	W 19-16	31:01	6:40	6:08	9:55	8:18	0:00
Oct 07, 2017	TENNESSEE TECH	W 24-23	24:34	3:19	8:39	6:23	6:13	
Oct 14, 2017	at Murray St.	W 27-24	32:32	6:29	6:36	9:05	10:22	0:00
	Eastern Illinois	Total	205:42	46:49	51:59	58:00	48:54	0:00
		Avg.	29:23	6:41	7:25	8:17	6:59	0:00
	Opponents	Total	229:18	58:11	53:01	47:00	56:06	15:00
		Avg.	32:45	8:18	7:34	6:42	8:00	2:08

**EASTERN ILLINOIS FOOTBALL**  
**Eastern Illinois Red-Zone Results (as of Oct 14, 2017)**  
**All games**

Eastern Illinois Inside Opponent Red-Zone

Date	Opponent	Score	Times In RZ	Times Scored	Total Pts	Rush TDs	Pass TDs	FGs Made	Failed to score inside RZ							
									FGA	Down	Int	Fumb	Half	Game		
08-31-17	at Indiana State	W 22-20	3	3	16	2	1	1	1	0	0	0	0	0	0	0
Sep 09, 2017	at Northern Illinois	L 10-38	4	2	10	1	1	0	1	1	1	0	0	0	0	0
Sep 16, 2017	ILLINOIS STATE	L 13-44	1	1	7	1	1	0	0	0	0	0	0	0	0	0
Sep 23, 2017	SOUTHEAST MISSOURI	W 19-16	1	1	6	1	1	0	0	0	0	0	0	0	0	0
Sep 30, 2017	at Tennessee State	W 19-16	3	3	16	2	2	0	1	0	0	0	0	0	0	0
Oct 07, 2017	TENNESSEE TECH	W 24-23	4	3	17	2	0	2	1	1	0	0	0	0	0	0
Oct 14, 2017	at Murray St.	W 27-24	7	4	20	2	2	0	2	2	0	1	0	0	0	0
Totals			23	17	92	11	8	3	6	4	1	1	0	0	0	0
17 of 23 (73.9%)																

Opponents Inside Eastern Illinois Red-Zone

Date	Opponent	Score	Times In RZ	Times Scored	Total Pts	Rush TDs	Pass TDs	FGs Made	Failed to score inside RZ							
									FGA	Down	Int	Fumb	Half	Game		
08-31-17	at Indiana State	W 22-20	3	3	17	2	1	1	1	0	0	0	0	0	0	0
Sep 09, 2017	at Northern Illinois	L 10-38	6	5	31	4	2	2	1	1	0	0	0	0	0	0
Sep 16, 2017	ILLINOIS STATE	L 13-44	7	5	23	2	2	0	3	2	0	0	0	0	0	0
Sep 23, 2017	SOUTHEAST MISSOURI	W 19-16	3	1	7	1	1	0	0	0	0	2	0	0	0	0
Sep 30, 2017	at Tennessee State	W 19-16	2	2	10	1	1	0	1	0	0	0	0	0	0	0
Oct 07, 2017	TENNESSEE TECH	W 24-23	4	4	20	2	2	0	2	0	0	0	0	0	0	0
Oct 14, 2017	at Murray St.	W 27-24	2	2	10	1	0	1	1	0	0	0	0	0	0	0
Totals			27	22	118	13	9	4	9	3	0	2	0	0	0	0
22 of 27 (81.5%)																